

WESTERN SYDNEY UNIVERSITY - WSU

STAGE 1 - SITE 1
LOTS: 1001-1016

SHEET NO.	DRAWING TITLE	REV
S1-01-DA000	COVER SHEET	C
S1-01-DA001	THERMAL PERFORMANCE & SUSTAINABILITY SPECIFICATIONS - LOTS 1001-1006	C
S1-01-DA002	THERMAL PERFORMANCE & SUSTAINABILITY SPECIFICATIONS - LOTS 1007-1012	C
S1-01-DA003	THERMAL PERFORMANCE & SUSTAINABILITY SPECIFICATIONS - LOTS 1013-1016	C
S1-01-DA050	LOCATION & SITE ANALYSIS PLAN	C
S1-01-DA052	LOT LAYOUT & SITING PLAN	C
S1-01-DA100	EROSION, BENCHING & SEDIMENT CONTROL PLAN	C
S1-01-DA140	HYDRAULIC CONCEPT PLAN	C
S1-01-DA210	GROUND FLOOR PLANS - LOTS 1001-1008	C
S1-01-DA211	GROUND FLOOR PLANS - LOTS 1009-1016	C
S1-01-DA220	FIRST FLOOR PLANS - LOTS 1001-1008	C
S1-01-DA221	FIRST FLOOR PLANS - LOTS 1009-1016	C
S1-01-DA230	ROOF PLANS	C
S1-01-DA250	NEIGHBOURING NOTIFICATION PLANS - LOTS 1001-1004	C
S1-01-DA251	NEIGHBOURING NOTIFICATION PLANS - LOTS 1005-1008	C
S1-01-DA252	NEIGHBOURING NOTIFICATION PLANS - LOTS 1009-1012	C
S1-01-DA253	NEIGHBOURING NOTIFICATION PLANS - LOTS 1013-1016	C
S1-01-DA320	COLOURED STREETSCAPES - FRONT & SIDE	C
S1-01-DA321	COLOURED STREETSCAPES - FRONT & SIDE	C
S1-01-DA330	SECTIONS	C
S1-01-DA331	SECTIONS	C
S1-01-DA400	SHADOW ANALYSIS	C
S1-01-DA401	SHADOW DIAGRAM - 21 JUNE - 9AM/12PM/3PM - LOTS 1001-1008	C
S1-01-DA402	SHADOW DIAGRAM 21 JUNE - 9AM/12PM/3PM - LOTS 1009-1016	C
S1-01-DA410	SUN EYE VIEWS - 21 JUNE 8AM/9AM	C
S1-01-DA411	SUN EYE VIEWS - 21 JUNE 10AM	C
S1-01-DA412	SUN EYE VIEWS - 21 JUNE 11AM	C
S1-01-DA420	AREA PLAN - PRIVATE OPEN SPACE AND PERMEABLE AREA	C
S1-01-DA421	GFA AREA PLANS - GROUND FLOOR	C
S1-01-DA422	GFA AREA PLANS - FIRST FLOOR	C
S1-01-DA800	GENERAL CONSTRUCTION DETAILS	C

- ESTATE PLAN

Certificate No. #HR-MUVPB0-18
Scan QR code or follow website link for rating details.
Assessor name : Stefanie Simpson
Accreditation No. : HERA 10035
Property Address : 2 BULLECOURT AVENUE, MILPERRA, NSW, 2214
http://www.hero-software.com.au/pdf/HR-MUVPB0-18

date	rev	amendment
06.09.24	C	RE-ISSUE FOR CONSULTANTS
25.06.24	B	ISSUE FOR CONSULTANTS
10.04.24	A	ISSUE FOR REVIEW

MIRVAC DESIGN
Level 28 200 George St
Sydney NSW 2000
T 02 9080 8000
Mirvac Design Pty Ltd.
ABN 78 003 359 313
Mirvac Design Nominated / Responsible Architects
Anita Verma Michael Wiener David Hirst Paramvung Siribandhit Andrew La
https://www.mirvacdesign.com/nominated-architects

client: mirvac

project:
WSU - MILPERRA
2 Bullecourt Avenue, Milperra NSW 2214
Stage: 1 Site: 01 Lot: 1001-1016

title:
COVER SHEET

job no: MB-10197
drawing no: S1-01-DA000
scale @ A1 : 1 : 5000
date: 06.09.24 rev: C

Copyright of the design and other information shown here is owned by Mirvac Design pty. ltd. Reproduction or use of the design by any party for any purpose is expressly forbidden without the written permission of Mirvac Design pty. ltd.

0mm 100mm 200mm 300mm

LOT - 1001 (THERMAL PERFORMANCE)

Construction General:

Glazing (Doors & windows)
Window upgrade 3 - SEM double-glazed, double low-e
Awning U-value: 2.9 and SHGC 0.35
Fixed: U-value: 2.0 and SHGC 0.44
Sliding door: U-value: 2.8 and SHGC 0.39
Window frame colour
Dark (SA > 0.85)

Walls
External walls
75mm Hebel panel 35mm air gap sarking, R2.7 insulation (insulation only value)
Lightweight cladding on framed walls with R2.7 insulation (insulation only value)
R2.7 insulation (insulation only value) and plasterboard lined.
Note: No insulation is required to external garage walls

External Colour:
As per plans provided.

Walls within dwellings
Plasterboard on studs,
R2.7 insulation to internal garage walls shared with habitable rooms.
No insulation to walls between conditioned and unconditioned zones

Roof and Ceilings
Metal roof with anticon blanket (Ru1.3 and Rd1.3)
Plasterboard lining to ground floor.
R4.0 ceiling insulation and plasterboard lining, where metal roof above.
Garage ceiling with R6.0 insulation and plasterboard lining, where conditioned area above.

External Colour
Medium (0.475 <SA<0.7)

Ceiling Penetrations
Sealed and insulated LED downlights as per lighting plan
Sealed and insulated exhaust fans as per plans

Floors
Waffle pod slab on ground 85mm with 300mm waffle pods
Timber frame between levels, no insulation required between conditioned areas
Suspended timber frame, with an R4.0 insulation to external areas
Suspended timber frame, with an R6.0 insulation to areas above the garage

Floor coverings
Floor coverings ss per plans

External Shading
Shading as per stamped drawings

Ventilation
All external doors have weather seals, all exhaust fans and chimneys have dampers.

1300mm ceiling fan to living, family, sitting and bedrooms

BASIX Inclusions
Site details
- Lot number: 1001
- Measure roof area: 142.5m²
- Site area refer to Site Plan DA S1-01-DA052
- Landscaping area refers to Landscaping Plan by TURF

Water Fixtures
- 4 star showers mid flow (>6.0 but <= 7.5 liters/min)
- 4 star toilets
- 5 star taps

Rain tank
- Harvested roof areas 70%
- Rainwater tank size 2000L connected to garden, toilets, and laundry
- Landscaping as per landscape area schedule

Energy
Hot water system
- Electric heat pump – 21 to 25 STCs

Heating and cooling
- Three phase AC EER 3.0 cooling
- Three phase AC EER 3.5 heating

Lighting
- LED lighting throughout

Ventilation
- Bathroom exhaust – individual fan, ducted to façade or roof. Interlocked to light with timer off.
- Kitchen exhaust – Individual fan, ducted to façade or roof. Manual switch on/off
- Laundry exhaust – Individual fan, ducted to façade or roof. Manual switch on/off

Other
- Electric cooktop & electric oven
- Outdoor clothes drying line
- Fridge Space – not well-ventilated
- Alternative energy 5.0kW peak system per house

LOT - 1002 (THERMAL PERFORMANCE)

Construction General:

Glazing (Doors & windows)
Window upgrade 3 - SEM double-glazed, double low-e
Awning: U 2.9 and SHGC 0.35
Fixed: U 2.0 and SHGC 0.44
Sliding door: U 2.8 and SHGC 0.39
Window frame colour
Dark (SA > 0.85)

Walls
External walls
75mm Hebel on framed walls with R2.7 insulation (insulation only value)
50mm Hebel on framed walls with R2.7 insulation (insulation only value)
R2.7 insulation (insulation only value) and plasterboard lined.
Note: No insulation is required to external garage walls

External Colour:
As per plans provided.

Walls within dwellings
Plasterboard on studs,
R2.7 insulation to internal garage walls shared with habitable rooms.
No insulation to walls between conditioned and unconditioned zones

Roof and Ceilings
Metal roof with anticon blanket (Ru1.3 and Rd1.3)
Plasterboard lining to ground floor.
R4.0 ceiling insulation and plasterboard lining, where metal roof above.
Garage ceiling with R6.0 insulation and plasterboard lining, where conditioned area above.

External Colour
Dark (SA>0.7)

Ceiling Penetrations
Sealed and insulated LED downlights as per lighting plan
Sealed and insulated exhaust fans as per plans

Floors
Waffle pod slab on ground 85mm with 300mm waffle pods
Timber frame between levels, no insulation required between conditioned areas
Suspended timber frame, with an R4.0 insulation to external areas
Suspended timber frame, with an R6.0 insulation to areas above the garage

Floor coverings
Floor coverings as per plans

External Shading
Shading as per stamped drawings

Ventilation
All external doors have weather seals, all exhaust fans and chimneys have dampers.

BASIX Inclusions
Site details
- Lot number: 1002
- Measure roof area: 189.8m²
- Site area refer to Site Plan DA S1-01-DA052
- Landscaping area refers to Landscaping Plan by TURF

Water Fixtures
- 4 star showers mid flow (>6.0 but <= 7.5 liters/min)
- 4 star toilets
- 5 star taps

Rain tank
- Harvested roof areas 70%
- Rainwater tank size 2000L connected to garden, toilets, and laundry
- Landscaping as per landscape area schedule

Energy
Hot water system
- Electric heat pump – 21 to 25 STCs

Heating and cooling
- Three phase AC EER 3.0 cooling
- Three phase AC EER 3.5 heating

Lighting
- LED lighting throughout

Ventilation
- Bathroom exhaust – individual fan, ducted to façade or roof. Interlocked to light with timer off.
- Kitchen exhaust – Individual fan, ducted to façade or roof. Manual switch on/off
- Laundry exhaust – Individual fan, ducted to façade or roof. Manual switch on/off

Other
- Electric cooktop & electric oven
- Outdoor clothes drying line
- Fridge Space – not well-ventilated
- Alternative energy 5.0kW peak system per house

LOT - 1003 (THERMAL PERFORMANCE)

Construction General:

Glazing (Doors & windows)
Window upgrade 3 - SEM double-glazed, double low-e
Awning: U 2.9 and SHGC 0.35
Fixed: U 2.0 and SHGC 0.44
Sliding door: U 2.8 and SHGC 0.39
Window frame colour
Dark (SA > 0.85)

Walls
External walls
External walls
75mm Hebel on framed walls with R2.7 insulation (insulation only value)
50mm Hebel on framed walls with R2.7 insulation (insulation only value)
Lightweight cladding on framed walls with R2.7 insulation (insulation only value)
R2.7 insulation (insulation only value) and plasterboard lined.
Note: No insulation is required to external garage walls

External Colour:
As per plans provided.

Walls within dwellings
Plasterboard on studs, no insulation required.
R2.7 insulation to internal garage walls shared with habitable rooms.
R2.7 insulation to walls between conditioned and unconditioned zones

Roof and Ceilings
Metal roof with anticon blanket (Ru1.3 and Rd1.3)
Plasterboard lining to ground floor.
R6.0 ceiling insulaton and plasterboard lining to upper floor

External Colour
Medium (0.475 <SA<0.7)

Ceiling Penetrations
Sealed and insulated LED downlights as per lighting plan
Sealed and insulated exhaust fans as per plans

Floors
Waffle pod slab on ground 85mm with 300mm waffle pods
Timber frame between levels, no insulation required between conditioned areas
Suspended timber frame, with an R4.0 insulation to external areas
Suspended timber frame, with an R6.0 insulation to areas above the garage

Floor coverings
Floor coverings as per plans

External Shading
Shading as per stamped drawings

Ventilation
All external doors have weather seals, all exhaust fans and chimneys have dampers.

1300mm ceiling fan to living, family, sitting and bedrooms

BASIX Inclusions
Site details
- Lot number: 1003
- Measure roof area: 142.9m²
- Site area refer to Site Plan DA-S1-01-DA052
- Landscaping area refers to Landscaping Plan by TURF

Water Fixtures
- 4 star showers mid flow (>6.0 but <= 7.5 liters/min)
- 4 star toilets
- 5 star taps

Rain tank
- Harvested roof areas 70%
- Rainwater tank size 2000L connected to garden, toilets, and laundry
- Landscaping as per landscape area schedule

Energy
Hot water system
- Electric heat pump – 21 to 25 STCs

Heating and cooling
- Three phase AC EER 3.0 cooling
- Three phase AC EER 3.5 heating

Lighting
- LED lighting throughout

Ventilation
- Bathroom exhaust – individual fan, ducted to façade or roof. Interlocked to light with timer off.
- Kitchen exhaust – Individual fan, ducted to façade or roof. Manual switch on/off
- Laundry exhaust – Individual fan, ducted to façade or roof. Manual switch on/off

Other
- Electric cooktop & electric oven
- Outdoor clothes drying line
- Fridge Space – not well-ventilated
- Alternative energy 5.0kW peak system per house

LOT - 1004 (THERMAL PERFORMANCE)

Construction General:

Glazing (Doors & windows)
Window upgrade 3 - SEM double-glazed, double low-e
Awning: U 2.9 and SHGC 0.35
Fixed: U 2.0 and SHGC 0.44
Sliding door: U 2.8 and SHGC 0.39

Window frame colour
Dark (SA > 0.85)

Walls
External walls
75mm Hebel panel 35mm air gap sarking, R2.7 insulation (insulation only value) and plasterboard lined.
Note: No insulation is required to external garage walls

External Colour:
As per plans provided.

Walls within dwellings
Plasterboard on studs, no insulation required.
R2.7 insulation to internal garage walls shared with habitable rooms.
R2.7 insulation to walls between conditioned and unconditioned zones

Roof and Ceilings
Metal roof with anticon blanket (Ru1.3 and Rd1.3)
Plasterboard lining to ground floor.
R6.0 ceiling insulaton and plasterboard lining, where metal roof above

External Colour
Medium (0.475 <SA<0.7)

Ceiling Penetrations
Sealed and insulated LED downlights as per lighting plan
Sealed and insulated exhaust fans as per plans

Floors
Waffle pod slab on ground 85mm with 300mm waffle pods
Timber frame between levels,
R6.0 insulation throughout suspended floor

Floor coverings
Floor coverings ss per plans

External Shading
Shading as per stamped drawings

Ventilation
All external doors have weather seals, all exhaust fans and chimneys have dampers.

1300mm ceiling fan to living, family and sitting and bedrooms

BASIX Inclusions
Site details
- Lot number: 1004
- Measure roof area: 142.1m²
- Site area refer to Site Plan DA-S1-01-DA052
- Landscaping area refers to Landscaping Plan by TURF

Water Fixtures
- 4 star showers mid flow (>6.0 but <= 7.5 liters/min)
- 4 star toilets
- 5 star taps

Rain tank
- Harvested roof areas 70%
- Rainwater tank size 2000L connected to garden, toilets, and laundry
- Landscaping as per landscape area schedule

Energy
Hot water system
- Electric heat pump – 21 to 25 STCs

Heating and cooling
- Three phase AC EER 3.0 cooling
- Three phase AC EER 3.5 heating

Lighting
- LED lighting throughout

Ventilation
- Bathroom exhaust – individual fan, ducted to façade or roof. Interlocked to light with timer off.
- Kitchen exhaust – Individual fan, ducted to façade or roof. Manual switch on/off
- Laundry exhaust – Individual fan, ducted to façade or roof. Manual switch on/off

Other
- Electric cooktop & electric oven
- Outdoor clothes drying line
- Fridge Space – not well-ventilated
- Alternative energy 5.0kW peak system per house

LOT - 1005 (THERMAL PERFORMANCE)

Construction General:

Glazing (Doors & windows)
Window upgrade 3 - SEM double-glazed, double low-e
Awning: U 2.9 and SHGC 0.35
Fixed: U 2.0 and SHGC 0.44
Sliding door: U 2.8 and SHGC 0.39
Window frame colour
Dark (SA > 0.85)

Walls
External walls
75mm Hebel on framed walls with R2.7 insulation (insulation only value)
50mm Hebel on framed walls with R2.7 insulation (insulation only value) and plasterboard lined.
Note: No insulation is required to external garage walls

External Colour:
As per plans provided.

Walls within dwellings
Plasterboard on studs, no insulation required.
R2.7 insulation to internal garage walls shared with habitable rooms.
No insulation to walls between conditioned and unconditioned zones

Roof and Ceilings
Metal roof with anticon blanket (Ru1.3 and Rd1.3)
Plasterboard lining to ground floor.
R4.0 ceiling insulation and plasterboard lining, where metal roof above
Garage ceiling with R6.0 insulation and plasterboard lining, where conditioned area above.

External Colour
Medium (0.475 <SA<0.7)

Ceiling Penetrations
Sealed and insulated LED downlights as per lighting plan
Sealed and insulated exhaust fans as per plans

Floors
Waffle pod slab on ground 85mm with 300mm waffle pods
Timber frame between levels, no insulation required between conditioned areas Suspended timber frame, with an R6.0 insulation to areas above the garage

Floor coverings
Floor coverings ss per plans

External Shading
Shading as per stamped drawings

Ventilation
All external doors have weather seals, all exhaust fans and chimneys have dampers.

1300mm ceiling fan to living, family and sitting and bedrooms.

BASIX Inclusions
Site details
- Lot number: 1005
- Measure roof area: 142.9m²
- Site area refers to Site Plan DA-S1-01-DA052
- Landscaping area refers to Landscaping Plan by TURF

Water Fixtures
- 4 star showers mid flow (>6.0 but <= 7.5 liters/min)
- 4 star toilets
- 5 star taps

Rain tank
- Harvested roof areas 70%
- Rainwater tank size 2000L connected to garden, toilets, and laundry
- Landscaping as per landscape area schedule

Energy
Hot water system
- Electric heat pump – 21 to 25 STCs

Heating and cooling
- Three phase AC EER 3.0 cooling
- Three phase AC EER 3.5 heating

Lighting
- LED lighting throughout

Ventilation
- Bathroom exhaust – individual fan, ducted to façade or roof. Interlocked to light with timer off.
- Kitchen exhaust – Individual fan, ducted to façade or roof. Manual switch on/off
- Laundry exhaust – Individual fan, ducted to façade or roof. Manual switch on/off

Other
- Electric cooktop & electric oven
- Outdoor clothes drying line
- Fridge Space – not well-ventilated
- Alternative energy 5.0kW peak system per house

LOT - 1006 (THERMAL PERFORMANCE)

Construction General:

Glazing (Doors & windows)
Window upgrade 3 - SEM double-glazed, double low-e
Awning: U 2.9 and SHGC 0.35
Fixed: U 2.0 and SHGC 0.44
Sliding door: U 2.8 and SHGC 0.39
Window frame colour
Dark (SA > 0.85)

Walls
External walls
75mm Hebel on framed walls with R2.7 insulation (insulation only value)
50mm Hebel on framed walls with R2.7 insulation (insulation only value) and plasterboard lined.
Note: No insulation is required to external garage walls

External Colour:
As per plans provided.

Walls within dwellings
Plasterboard on studs, no insulation required.
R2.7 insulation to internal garage walls shared with habitable rooms.
R2.7 insulation to walls between conditioned and unconditioned zones

Roof and Ceilings
Metal roof with anticon blanket (Ru1.3 and Rd1.3)
Plasterboard lining to ground floor.
R6.0 ceiling insulation and plasterboard lining, where metal roof above
Garage ceiling with R6.0 insulation and plasterboard lining to where conditioned area above and between conditioned and unconditioned areas

External Colour
Dark (SA>0.7)

Ceiling Penetrations
Sealed and insulated LED downlights as per lighting plan
Sealed and insulated exhaust fans as per plans

Floors
Waffle pod slab on ground 85mm with 300mm waffle pods
Timber frame between levels, no insulation required between conditioned areas
Suspended timber frame, with an R6.0 insulation to areas above the garage and external areas
Suspended timber frame, with an R6.0 insulation between conditioned and unconditioned areas
R6.0 to suspended open floor.

Floor coverings
Floor coverings ss per plans

External Shading
Shading as per stamped drawings

Ventilation
All external doors have weather seals, all exhaust fans and chimneys have dampers. 1200mm ceiling fans to living areas

1300mm ceiling fan to living, family and sitting

BASIX Inclusions
Site details
- Lot number: 1006
- Measure roof area: 188.7m²
- Site area refers to Site Plan DA-S1-01-DA052
- Landscaping area refers to Landscaping Plan by TURF

Water Fixtures
- 4 star showers mid flow (>6.0 but <= 7.5 liters/min)
- 4 star toilets
- 5 star taps

Rain tank
- Harvested roof areas 70%
- Rainwater tank size 2000L connected to garden, toilets, and laundry
- Landscaping as per landscape area schedule

Energy
Hot water system
- Electric heat pump – 21 to 25 STCs

Heating and cooling
- Three phase AC EER 3.0 cooling
- Three phase AC EER 3.5 heating

Lighting
- LED lighting throughout

Ventilation
- Bathroom exhaust – individual fan, ducted to façade or roof. Interlocked to light with timer off.
- Kitchen exhaust – Individual fan, ducted to façade or roof. Manual switch on/off
- Laundry exhaust – Individual fan, ducted to façade or roof. Manual switch on/off

Other
- Electric cooktop & electric oven
- Outdoor clothes drying line
- Fridge Space – not well-ventilated
- Alternative energy 5.0kW peak system per house

Certificate No. #HR-MUVPB0-18
Scan QR code or follow website link for rating details.
Assessor name: Stefanie Simpson
Accreditation No.: HERA 10035
Property Address: 2 BULLECOURT AVENUE, MILPERRA, NSW, 2214
http://www.hero-software.com.au/pdf/HR-MUVPB0-18

date	rev	amendment
06.09.24	C	RE-ISSUE FOR CONSULTANTS
25.06.24	B	ISSUE FOR CONSULTANTS
10.04.24	A	ISSUE FOR REVIEW

MIRVAC DESIGN
Level 28 200 George St
Sydney NSW 2000
T 02 9080 9000
architecture
interior design
interior design
graphic design
Mirvac Design Pty Ltd.
ABN 78 003 359 153
Mirvac Design Nominated / Responsible Architects
Anita Verma Michael Wiener David Hirst Paramvung Sirisandhit Andrew Lu
https://www.mirvacdesign.com/commercial-architects

client:
mirvac

project:
WSU - MILPERRA
2 Bullecourt Avenue, Milperra NSW 2214
Stage: 1 Site: 01 Lot: 1001-1016

title:
THERMAL PERFORMANCE & SUSTAINABILITY SPECIFICATIONS - LOTS 1001-1006

job no: MB-10197
drawing no: S1-01-DA001
scale @ A1 :
date: 06.09.24 rev: C

Copyright of the design and other information shown here is owned by Mirvac Design pty. ltd. Reproduction or use of the design by any party for any purpose is expressly forbidden without the written permission of Mirvac Design pty. ltd.

0mm 100mm 200mm 300mm

LOT - 1007 (THERMAL PERFORMANCE)

Construction General:

Glazing (Doors & windows)
Window upgrade 3 - SEM double-glazed, double low-e
Awning: U 2.9 and SHGC 0.35
Fixed: U 2.0 and SHGC 0.44
Sliding door: U 2.8 and SHGC 0.39
Window frame colour
Dark (SA > 0.85)

Walls
External walls
75mm Hebel on framed walls with R2.7 insulation (insulation only value)
Lightweight cladding on framed walls with R2.7 insulation (insulation only value) and plasterboard lined.
Note: No insulation is required to external garage walls

External Colour:
As per plans provided.

Walls within dwellings
Plasterboard on studs, no insulation required.
R2.7 insulation to internal garage walls shared with habitable rooms.
R2.7 insulation to walls between conditioned and unconditioned zones.

Roof and Ceilings
Metal roof with anticon blanket (Ru1.3 and Rd1.3)
Plasterboard lining to ground floor.
R6.0 ceiling insulation and plasterboard lining, where metal roof above

External Colour
Medium (0.475 <SA<0.7)

Ceiling Penetrations
Sealed and insulated LED downlights as per lighting plan
Sealed and insulated exhaust fans as per plans

Floors
Waffle pod slab on ground 85mm with 300mm waffle pods
Timber frame between levels,
R6.0 insulation throughout suspended floor

Floor coverings
Floor coverings as per plans

External Shading
Shading as per stamped drawings

Ventilation
All external doors have weather seals, all exhaust fans and chimneys have dampers.

1300mm ceiling fan to living, family, dining, sitting and bedrooms

BASIX Inclusions
Site details
- Lot number: 1007
- Measure roof area: 143.7m²
- Site area refers to Site Plan DA-S1-01-DA052
- Landscaping area refers to Landscaping Plan by TURF

Water Fixtures
- 4 star showers mid flow (>6.0 but <= 7.5 liters/min)
- 4 star toilets
- 5 star taps

Rain tank
- Harvested roof areas 70%
- Rainwater tank size 2000L connected to garden, toilets, and laundry
- Landscaping as per landscape area schedule

Energy
Hot water system
- Electric heat pump – 21 to 25 STCs

Heating and cooling
- Three phase AC EER 3.0 cooling
- Three phase AC EER 3.5 heating

Lighting
- LED lighting throughout

Ventilation
- Bathroom exhaust – individual fan, ducted to façade or roof. Interlocked to light with timer off.
- Kitchen exhaust – Individual fan, ducted to façade or roof. Manual switch on/off
- Laundry exhaust – Individual fan, ducted to façade or roof. Manual switch on/off

Other
- Electric cooktop & electric oven
- Outdoor clothes drying line
- Fridge Space – not well-ventilated
- Alternative energy 5.0kW peak system per house

LOT - 1008 (THERMAL PERFORMANCE)

Construction General:

Glazing (Doors & windows)
Window upgrade 3 - SEM double-glazed, double low-e
Awning: U 2.9 and SHGC 0.35
Fixed: U 2.0 and SHGC 0.44
Sliding door: U 2.8 and SHGC 0.39

Window frame colour
Dark (SA > 0.85)

Walls
External walls
75mm Hebel on framed walls with R2.7 insulation (insulation only value)
50mm Hebel on framed walls with R2.7 insulation (insulation only value)
R2.7 insulation (insulation only value) and plasterboard lined.
Note: No insulation is required to external garage walls

External Colour:
As per plans provided.

Walls within dwellings
Plasterboard on studs, no insulation required.
R2.7 insulation to internal garage walls shared with habitable rooms.
No insulation to walls between conditioned and unconditioned zones

Roof and Ceilings
Metal roof with anticon blanket (Ru1.3 and Rd1.3)
Plasterboard lining to ground floor.
R5.0 ceiling insulation and plasterboard lining to upper floor
Garage ceiling with R6.0 insulation and plasterboard lining where conditioned area above.

External Colour
Dark (SA>0.7)

Ceiling Penetrations
Sealed and insulated LED downlights as per lighting plan
Sealed and insulated exhaust fans as per plans

Floors
Waffle pod slab 85mm concrete and 300mm waffle pods
Timber frame between levels, no insulation required between conditioned areas.
Suspended timber frame, with an R4.0 insulation lined below

Floor coverings
Floor coverings as per plans

External Shading
Shading as per stamped drawings

Ventilation
All external doors have weather seals, all exhaust fans and chimneys have dampers.

1300mm ceiling fan to living, family and sitting.

BASIX Inclusions
Site details
- Lot number: 1008
- Measure roof area: 189.8m²
- Site area refers to Site Plan DA-S1-01-DA052
- Landscaping area refers to Landscaping Plan by TURF

Water Fixtures
- 4 star showers mid flow (>6.0 but <= 7.5 liters/min)
- 4 star toilets
- 5 star taps

Rain tank
- Harvested roof areas 70%
- Rainwater tank size 2000L connected to garden, toilets, and laundry
- Landscaping as per landscape area schedule

Energy
Hot water system
- Electric heat pump – 21 to 25 STCs

Heating and cooling
- Three phase AC EER 3.0 cooling
- Three phase AC EER 3.5 heating

Lighting
- LED lighting throughout

Ventilation
- Bathroom exhaust – individual fan, ducted to façade or roof. Interlocked to light with timer off.
- Kitchen exhaust – Individual fan, ducted to façade or roof. Manual switch on/off
- Laundry exhaust – Individual fan, ducted to façade or roof. Manual switch on/off

Other
- Electric cooktop & electric oven
- Outdoor clothes drying line
- Fridge Space – not well-ventilated
- Alternative energy 5.0kW peak system per house

LOT - 1009 (THERMAL PERFORMANCE)

Construction General:

Glazing (Doors & windows)
Window upgrade 3 - SEM double-glazed, double low-e
Awning: U 2.9 and SHGC 0.35
Fixed: U 2.0 and SHGC 0.44
Sliding door: U 2.8 and SHGC 0.39
Window frame colour
Dark (SA > 0.85)

Walls
External walls
75mm Hebel on framed walls with R2.7 insulation (insulation only value)
50mm Hebel on framed walls with R2.7 insulation (insulation only value)
R2.7 insulation (insulation only value) and plasterboard lined.
Note: No insulation is required to external garage walls

External Colour:
As per plans provided.

Walls within dwellings
Plasterboard on studs, no insulation required.
R2.7 insulation to internal garage walls shared with habitable rooms.
R2.0 insulation to walls between conditioned and unconditioned zones.

Roof and Ceilings
Metal roof with anticon blanket (Ru1.3 and Rd1.3)
Plasterboard lining to ground floor.
R4.0 ceiling insulation and plasterboard lining, where metal roof above
Garage ceiling with R6.0 insulation and plasterboard lining where conditioned area above and between conditioned and unconditioned areas.

External Colour
Medium (0.475 <SA<0.7)

Ceiling Penetrations
Sealed and insulated LED downlights as per lighting plan
Sealed and insulated exhaust fans as per plans

Floors
Waffle pod slab on ground 85mm with 300mm waffle pods
Timber frame between levels,
R6.0 insulation to open suspended floor

Floor coverings
Floor coverings as per plans

External Shading
Shading as per stamped drawings

Ventilation
All external doors have weather seals, all exhaust fans and chimneys have dampers.

1300mm ceiling fan to living, family and sitting and bedrooms

BASIX Inclusions
Site details
- Lot number: 1009
- Measure roof area: 142.9m²
- Site area refers to Site Plan DA-S1-01-DA052
- Landscaping area refers to Landscaping Plan by TURF

Water Fixtures
- 4 star showers mid flow (>6.0 but <= 7.5 liters/min)
- 4 star toilets
- 5 star taps

Rain tank
- Harvested roof areas 70%
- Rainwater tank size 2000L connected to garden, toilets, and laundry
- Landscaping as per landscape area schedule

Energy
Hot water system
- Electric heat pump – 21 to 25 STCs

Heating and cooling
- Three phase AC EER 3.0 cooling
- Three phase AC EER 3.5 heating

Lighting
- LED lighting throughout

Ventilation
- Bathroom exhaust – individual fan, ducted to façade or roof. Interlocked to light with timer off.
- Kitchen exhaust – Individual fan, ducted to façade or roof. Manual switch on/off
- Laundry exhaust – Individual fan, ducted to façade or roof. Manual switch on/off

Other
- Electric cooktop & electric oven
- Outdoor clothes drying line
- Fridge Space – not well-ventilated
- Alternative energy 5.0kW peak system per house

LOT - 1010 (THERMAL PERFORMANCE)

Construction General:

Glazing (Doors & windows)
Window upgrade 3 - SEM double-glazed, double low-e
Awning: U 2.9 and SHGC 0.35
Fixed: U 2.0 and SHGC 0.44
Sliding door: U 2.8 and SHGC 0.39
Window frame colour
Dark (SA > 0.85)

Walls
External walls
75mm Hebel on framed walls with R2.7 insulation (insulation only value)
Lightweight cladding on framed walls with R2.7 insulation (insulation only value)
Plasterboard lined
Note: No insulation is required to external garage walls

External Colour:
As per plans provided.

Walls within dwellings
Plasterboard on studs, no insulation required.
R2.7 insulation to internal garage walls shared with habitable rooms.
R2.7 insulation to walls between conditioned and unconditioned zones

Roof and Ceilings
Metal roof with anticon blanket (Ru1.3 and Rd1.3)
Plasterboard lining to ground floor.
R6.0 ceiling insulation and plasterboard lining to upper floor

External Colour
Medium (0.475 <SA<0.7)

Ceiling Penetrations
Sealed and insulated LED downlights as per lighting plan
Sealed and insulated exhaust fans as per plans

Floors
Waffle pod slab on ground 85mm with 300mm waffle pods
Timber frame between levels,
R6.0 insulation throughout suspended floor

Floor coverings
Floor coverings as per plans

External Shading
Shading as per stamped drawings

Ventilation
All external doors have weather seals, all exhaust fans and chimneys have dampers.

1300mm ceiling fan to living, family, dining, sitting and bedrooms

BASIX Inclusions
Site details
- Lot number: 1010
- Measure roof area: 142.5m²
- Site area refers to Site Plan DA-S1-01-DA052
- Landscaping area refers to Landscaping Plan by TURF

Water Fixtures
- 4 star showers mid flow (>6.0 but <= 7.5 liters/min)
- 4 star toilets
- 5 star taps

Rain tank
- Harvested roof areas 70%
- Rainwater tank size 2000L connected to garden, toilets, and laundry
- Landscaping as per landscape area schedule

Energy
Hot water system
- Electric heat pump – 21 to 25 STCs

Heating and cooling
- Three phase AC EER 3.0 cooling
- Three phase AC EER 3.5 heating

Lighting
- LED lighting throughout

Ventilation
- Bathroom exhaust – individual fan, ducted to façade or roof. Interlocked to light with timer off.
- Kitchen exhaust – Individual fan, ducted to façade or roof. Manual switch on/off
- Laundry exhaust – Individual fan, ducted to façade or roof. Manual switch on/off

Other
- Electric cooktop & electric oven
- Outdoor clothes drying line
- Fridge Space – not well-ventilated
- Alternative energy 5.0kW peak system per house

LOT - 1011 (THERMAL PERFORMANCE)

Construction General:

Glazing (Doors & windows)
Window upgrade 3 - SEM double-glazed, double low-e
Awning: U 2.9 and SHGC 0.35
Fixed: U 2.0 and SHGC 0.44
Sliding door: U 2.8 and SHGC 0.39
Window frame colour
Dark (SA > 0.85)

Walls
External walls
75mm Hebel on framed walls with R2.7 insulation (insulation only value)
50mm Hebel on framed walls with R2.7 insulation (insulation only value)
plasterboard lined.
Note: No insulation is required to external garage walls

External Colour:
As per plans provided.

Walls within dwellings
Plasterboard on studs, no insulation required.
R2.7 insulation to internal garage walls shared with habitable rooms.
R2.7 insulation to walls between conditioned and unconditioned zones

Roof and Ceilings
Metal roof with anticon blanket (Ru1.3 and Rd1.3)
R4.0 ceiling insulation and plasterboard lining, where metal roof above
Garage ceiling with R6.0 insulation and plasterboard lining to where conditioned area above.

External Colour
Dark (SA>0.7)

Ceiling Penetrations
Sealed and insulated LED downlights as per lighting plan
Sealed and insulated exhaust fans as per plans

Floors
Waffle pod slab 85mm concrete and 300mm waffle pods
Timber frame between levels, no insulation required between conditioned areas.
Suspended timber frame, with an R4.0 insulation lined below

Floor coverings
Floor coverings as per plans

External Shading
Shading as per stamped drawings

Ventilation
All external doors have weather seals, all exhaust fans and chimneys have dampers.

1300mm ceiling fan to living, family, sitting and bedrooms

BASIX Inclusions
Site details
- Lot number: 1011
- Measure roof area: 188.8m²
- Site area refers to Site Plan DA-S1-01-DA052
- Landscaping area refers to Landscaping Plan by TURF

Water Fixtures
- 4 star showers mid flow (>6.0 but <= 7.5 liters/min)
- 4 star toilets
- 5 star taps

Rain tank
- Harvested roof areas 70%
- Rainwater tank size 2000L connected to garden, toilets, and laundry
- Landscaping as per landscape area schedule

Energy
Hot water system
- Electric heat pump – 21 to 25 STCs

Heating and cooling
- Three phase AC EER 3.0 cooling
- Three phase AC EER 3.5 heating

Lighting
- LED lighting throughout

Ventilation
- Bathroom exhaust – individual fan, ducted to façade or roof. Interlocked to light with timer off.
- Kitchen exhaust – Individual fan, ducted to façade or roof. Manual switch on/off
- Laundry exhaust – Individual fan, ducted to façade or roof. Manual switch on/off

Other
- Electric cooktop & electric oven
- Outdoor clothes drying line
- Fridge Space – not well-ventilated
- Alternative energy 5.0kW peak system per house

LOT - 1012 (THERMAL PERFORMANCE)

Construction General:

Glazing (Doors & windows)
Window upgrade 3 - SEM double-glazed, double low-e
Awning: U 2.9 and SHGC 0.35
Fixed: U 2.0 and SHGC 0.44
Sliding door: U 2.8 and SHGC 0.39
Window frame colour
Dark (SA > 0.85)

Walls
External walls
75mm Hebel on framed walls with R2.7 insulation (insulation only value)
50mm Hebel on framed walls with R2.7 insulation (insulation only value)
plasterboard lined.
Lightweight cladding on framed walls with R2.7 insulation (insulation only value)
Note: No insulation is required to external garage walls

External Colour:
As per plans provided.

Walls within dwellings
Plasterboard on studs, no insulation required.
R2.7 insulation to internal garage walls shared with habitable rooms.
No insulation to walls between conditioned and unconditioned zones

Roof and Ceilings
Metal roof with anticon blanket (Ru1.3 and Rd1.3)
R4.0 ceiling insulation and plasterboard lining, where metal roof above
Garage ceiling with R6.0 insulation and plasterboard lining to where conditioned area above.

External Colour
Dark (SA>0.7)

Ceiling Penetrations
Sealed and insulated LED downlights as per lighting plan
Sealed and insulated exhaust fans as per plans

Floors
Waffle pod slab on ground 85mm with 300mm waffle pods
Timber frame between levels, no insulation required between conditioned areas Suspended timber frame, with an R4.0 insulation to external areas
Suspended timber frame, with an R4.0 insulation to areas above the garage

Floor coverings
Floor coverings as per plans

External Shading
Shading as per stamped drawings

Ventilation
All external doors have weather seals, all exhaust fans and chimneys have dampers.

BASIX Inclusions
Site details
- Lot number: 1012
- Measure roof area: 146.71m²
- Site area refers to Site Plan DA-S1-01-DA052
- Landscaping area refers to Landscaping Plan by TURF

Water Fixtures
- 4 star showers mid flow (>6.0 but <= 7.5 liters/min)
- 4 star toilets
- 5 star taps

Rain tank
- Harvested roof areas 70%
- Rainwater tank size 2000L connected to garden, toilets, and laundry
- Landscaping as per landscape area schedule

Energy
Hot water system
- Electric heat pump – 21 to 25 STCs

Heating and cooling
- Three phase AC EER 3.0 cooling
- Three phase AC EER 3.5 heating

Lighting
- LED lighting throughout

Ventilation
- Bathroom exhaust – individual fan, ducted to façade or roof. Manual switch on/off.
- Kitchen exhaust – Individual fan, ducted to façade or roof. Manual switch on/off
- Laundry exhaust – Individual fan, ducted to façade or roof. Manual switch on/off

Other
- Electric cooktop & electric oven
- Outdoor clothes drying line
- Fridge Space – not well-ventilated
- Alternative energy 5.0kW peak system per house

Certificate No. #HR-MUVPB0-18
Scan QR code or follow website link for rating details.
Assessor name: Stefanie Simpson
Accreditation No.: HERA 10035
Property Address: 2 BULLECOURT AVENUE, MILPERRA, NSW, 2214
http://www.hero-software.com.au/pdf/HR-MUVPB0-18

date	rev	amendment
06.09.24	C	RE-ISSUE FOR CONSULTANTS
25.06.24	B	ISSUE FOR CONSULTANTS
10.04.24	A	ISSUE FOR REVIEW

MIRVAC DESIGN
architecture, urban design, interior design, graphic design
Level 28 200 George St
Sydney NSW 2000
T 02 9080 8000
Mirvac Design Pty.Ltd.
ABN 78 003 359 153
Mirvac Design Nominated / Responsible Architects
Anita Verma Michael Wiener David Hirst Paromvong Sinbandhit Andrew La
https://www.mirvacdesign.com/nominated-architects

client: mirvac

project:
WSU - MILPERRA
2 Bullecourt Avenue, Milperra NSW 2214
Stage: 1 Site: 01 Lot: 1001-1016

title:
THERMAL PERFORMANCE & SUSTAINABILITY SPECIFICATIONS - LOTS 1007-1012

job no: MB-10197
drawing no: S1-01-DA002
scale @ A1 :
date: 06.09.24 rev: C

Copyright of the design and other information shown here is owned by Mirvac Design pty. ltd. Reproduction or use of the design by any party for any purpose is expressly forbidden without the written permission of Mirvac Design pty. ltd.

0mm 100mm 200mm 300mm

LOT - 1013 (THERMAL PERFORMANCE)

Construction General:

Glazing (Doors & windows)
Window upgrade 3 - SEM double-glazed, double low-e
Awning: U 2.9 and SHGC 0.35
Fixed: U 2.0 and SHGC 0.44
Sliding door: U 2.8 and SHGC 0.39
Window frame colour
Dark (SA > 0.85)

Walls
External walls
75mm Hebel panel 35mm air gap sarking, R2.7 insulation (insulation only value) and plasterboard lined.
Note: No insulation is required to external garage walls

External Colour:
As per plans provided.

Walls within dwellings
Plasterboard on studs, no insulation required
R2.7 insulation to internal garage walls shared with habitable rooms.
R2.7 insulation to walls between conditioned and unconditioned zones

Roof and Ceilings
Metal roof with anticon blanket (Ru1.3 and Rd1.3)
Garage ceiling with R6.0 insulation and plasterboard lining to where conditioned area above and between conditioned and unconditioned areas.

External Colour
Medium (0.475<SA<0.7)

Ceiling Penetrations
Sealed and insulated LED downlights as per lighting plan
Sealed and insulated exhaust fans as per plans

Floors
Waffle pod slab 85mm concrete and 300mm waffle pods
Timber frame between levels, no insulation required between conditioned areas.
Suspended timber frame, with an R4.0 insulation lined below

Floor coverings
Floor coverings as per plans

External Shading
Shading as per stamped drawings

Ventilation
All external doors have weather seals, all exhaust fans and chimneys have dampers.

BASIX Inclusions
Site details
- Lot number: 1013
- Measure roof area: 111.6m²
- Site area refers to Site Plan DA-S1-01-DA052
- Landscaping area refers to Landscaping Plan by TURF

Water Fixtures
- 4 star showers mid flow (>6.0 but <= 7.5 liters/min)
- 4 star toilets
- 5 star taps

Rain tank
- Harvested roof areas 70%
- Rainwater tank size 2000L connected to garden, toilets, and laundry
- Landscaping as per landscape area schedule

Energy
Hot water system
- Electric heat pump – 21 to 25 STCs

Heating and cooling
- Three phase AC EER 3.0 cooling
- Three phase AC EER 3.5 heating

Lighting
- LED lighting throughout

Ventilation
- Bathroom exhaust – individual fan, ducted to façade or roof. Manual switch on/off.
- Kitchen exhaust – Individual fan, ducted to façade or roof. Manual switch on/off
- Laundry exhaust – Individual fan, ducted to façade or roof. Manual switch on/off

Other
- Electric cooktop & electric oven
- Outdoor clothes drying line
- Fridge Space – not well-ventilated
- Alternative energy 5.0kW peak system per house

LOT - 1014 (THERMAL PERFORMANCE)

Construction General:

Glazing (Doors & windows)
Window upgrade 3 - SEM double-glazed, double low-e
Awning: U 2.9 and SHGC 0.35
Fixed: U 2.0 and SHGC 0.44
Sliding door: U 2.8 and SHGC 0.39
Window frame colour
Dark (SA > 0.85)

Walls
External walls
Brick veneer with R2.7 insulation (insulation only value
Lightweight cladding on framed walls with R2.7 insulation (insulation only value)
Note: No insulation is required to external garage walls

External Colour:
As per plans provided.

Walls within dwellings
Plasterboard on studs, no insulation required.
R2.7 insulation to internal garage walls shared with habitable rooms.
R2.7 insulation to walls between conditioned and unconditioned zones

Roof and Ceilings
Metal roof with anticon blanket (Ru1.3 and Rd1.3)
R4.0 ceiling insulation and plasterboard lining, where metal roof above
Garage ceiling with R6.0 insulation and plasterboard lining to where conditioned area above.

External Colour
Medium (0.475<SA<0.7)

Ceiling Penetrations
Sealed and insulated LED downlights as per lighting plan
Sealed and insulated exhaust fans as per plans

Floors
Waffle pod slab 85mm concrete and 300mm waffle pods
Timber frame between levels, no insulation required between conditioned areas.
Suspended timber frame, with an R4.0 insulation lined below

Floor coverings
Floor coverings as per plans

External Shading
Shading as per stamped drawings

Ventilation
All external doors have weather seals, all exhaust fans and chimneys have dampers.

BASIX Inclusions
Site details
- Lot number: 1014
- Measure roof area: 138.9m²
- Site area refers to Site Plan DA-S1-01-DA052
- Landscaping area refers to Landscaping Plan by TURF

Water Fixtures
- 4 star showers mid flow (>6.0 but <= 7.5 liters/min)
- 4 star toilets
- 5 star taps

Rain tank
- Harvested roof areas 70%
- Rainwater tank size 2000L connected to garden, toilets, and laundry
- Landscaping as per landscape area schedule

Energy
Hot water system
- Electric heat pump – 21 to 25 STCs

Heating and cooling
- Three phase AC EER 3.0 cooling
- Three phase AC EER 3.5 heating

Lighting
- LED lighting throughout

Ventilation
- Bathroom exhaust – individual fan, ducted to façade or roof. Manual switch on/off.
- Kitchen exhaust – Individual fan, ducted to façade or roof. Manual switch on/off
- Laundry exhaust – Individual fan, ducted to façade or roof. Manual switch on/off

Other
- Electric cooktop & electric oven
- Outdoor clothes drying line
- Fridge Space – not well-ventilated
- Alternative energy 5.0kW peak system per house

LOT - 1015 (THERMAL PERFORMANCE)

Construction General:

Glazing (Doors & windows)
Window upgrade 2 - SEM double-glazed, single low-e
Awning: U 3.3 and SHGC 0.38
Fixed: U 2.4 and SHGC 0.48
Sliding door: U 3.2 and SHGC 0.42
Window frame colour
Dark (SA > 0.85)

Walls
External walls
Brick veneer with R2.5 insulation (insulation only value.)
Lightweight cladding on framed walls with R2.5 insulation (insulation only value)
Note: No insulation is required to external Garage walls.

External Colour:
As per plans provided.

Walls within dwellings
Plasterboard on studs, no insulation required.
No insulation to internal walls between conditioned and unconditioned areas

Roof and Ceilings
Metal roof with anticon blanket (Ru1.3 and Rd1.3)
Plasterboard lining to ground floor.
R4.0 ceiling insulation and plasterboard lining, where metal roof above

External Colour
Medium (0.475<SA<0.7)

Ceiling Penetrations
Sealed and insulated LED downlights as per lighting plan
Sealed and insulated exhaust fans as per plans

Floors
Waffle pod slab 85mm concrete and 300mm waffle pods
Timber frame between levels, no insulation required between conditioned areas.
Suspended timber frame, with an R4.0 insulation lined below

Floor coverings
Floor coverings as per plans

External Shading
Shading as per stamped drawings

Ventilation
All external doors have weather seals, all exhaust fans and chimneys have dampers.

BASIX Inclusions
Site details
- Lot number: 1015
- Measure roof area: 138.5m²
- Site area refers to Site Plan DA-S1-01-DA052
- Landscaping area refer to Landscaping Plan by TURF

Water Fixtures
- 4 star showers mid flow (>6.0 but <= 7.5 liters/min)
- 4 star toilets
- 5 star taps

Rain tank
- Harvested roof areas 70%
- Rainwater tank size 2000L connected to garden, toilets, and laundry
- Landscaping as per landscape area schedule

Energy
Hot water system
- Electric heat pump – 21 to 25 STCs

Heating and cooling
- Three phase AC EER 3.0 cooling
- Three phase AC EER 3.5 heating

Lighting
- LED lighting throughout

Ventilation
- Bathroom exhaust – individual fan, ducted to façade or roof. Manual switch on/off.
- Kitchen exhaust – Individual fan, ducted to façade or roof. Manual switch on/off
- Laundry exhaust – Individual fan, ducted to façade or roof. Manual switch on/off

Other
- Electric cooktop & electric oven
- Outdoor clothes drying line
- Fridge Space – not well-ventilated
- Alternative energy 5.0kW peak system per house

LOT - 1016 (THERMAL PERFORMANCE)

Construction General:

Glazing (Doors & windows)
Window upgrade 3 - SEM double-glazed, double low-e
Awning: U 2.9 and SHGC 0.35
Fixed: U 2.0 and SHGC 0.44
Sliding door: U 2.8 and SHGC 0.39
Window frame colour
Dark (SA > 0.85)

Walls
External walls
75mm Hebel on framed walls with R2.7 insulation (insulation only value)
50mm Hebel on framed walls with R2.7 insulation (insulation only value)
Note: No insulation is required to external garage walls

External Colour:
As per plans provided.

Walls within dwellings
Plasterboard on studs, no insulation required.
R2.7 insulation to internal garage walls shared with habitable rooms.
R2.7 insulation to walls between conditioned and unconditioned zones

Roof and Ceilings
Metal roof with anticon blanket (Ru1.3 and Rd1.3)
Plasterboard lining to ground floor.
R6.0 ceiling insulation and plasterboard lining, where metal roof above
Garage ceiling with R6.0 insulation and plasterboard lining to where conditioned area above and between conditioned and unconditioned areas

External Colour
Medium (0.475<SA<0.7)

Ceiling Penetrations
Sealed and insulated LED downlights as per lighting plan
Sealed and insulated exhaust fans as per plans

Floors
Waffle pod slab 85mm concrete and 300mm waffle pods
Timber frame between levels, no insulation required between conditioned areas.
Suspended timber frame, with an R4.0 insulation lined below

Floor coverings
Floor coverings as per plans

External Shading
Shading as per stamped drawings

Ventilation
All external doors have weather seals, all exhaust fans and chimneys have dampers.

1300mm ceiling fan to living, family, sitting and bedrooms.

BASIX Inclusions
Site details
- Lot number: 1016
- Measure roof area: 142.9m²
- Site area refers to Site Plan DA-S1-01-DA052
- Landscaping area refer to Landscaping Plan by TURF

Water Fixtures
- 4 star showers mid flow (>6.0 but <= 7.5 liters/min)
- 4 star toilets
- 5 star taps

Rain tank
- Harvested roof areas 70%
- Rainwater tank size 2000L connected to garden, toilets, and laundry
- Landscaping as per landscape area schedule

Energy
Hot water system
- Electric heat pump – 21 to 25 STCs

Heating and cooling
- Three phase AC EER 3.0 cooling
- Three phase AC EER 3.5 heating

Lighting
- LED lighting throughout

Ventilation
- Bathroom exhaust – individual fan, ducted to façade or roof. Interlocked to light with timer off
- Kitchen exhaust – Individual fan, ducted to façade or roof. Manual switch on/off
- Laundry exhaust – Individual fan, ducted to façade or roof. Manual switch on/off

Other
- Electric cooktop & electric oven
- Outdoor clothes drying line
- Fridge Space – not well-ventilated
- Alternative energy 5.0kW peak system per house

Certificate No. #HR-MUVPB0-18
Scan QR code or follow website link for rating details.
Assessor name : Stefanie Simpson
Accreditation No. : HBRA 10035
Property Address : 2 BULLECOURT AVENUE, MILPERRA, NSW, 2214
http://www.hero-software.com.au/pdf/HR-MUVPB0-18

date	rev	amendment
06.09.24	C	RE-ISSUE FOR CONSULTANTS
25.06.24	B	ISSUE FOR CONSULTANTS
10.04.24	A	ISSUE FOR REVIEW

MIRVAC DESIGN
Level 28 220 George St
Sydney NSW 2000
T 02 9080 8000
www.mirvac-design.com
architecture
interior design
landscape design
graphic design
Mirvac Design Pty Ltd.
ABN 78 003 359 153
Mirvac Design Nominated / Responsible Architects
Anita Verma Michael Wenner David Hirst Paramvung Siribandhit Andrew La
https://www.mirvacdesign.com/nominated-architects

client:
mirvac

project:
WSU - MILPERRA
2 Bullecourt Avenue, Milperra NSW 2214
Stage: 1 Site: 01 Lot: 1001-1016

title:
THERMAL PERFORMANCE & SUSTAINABILITY SPECIFICATIONS - LOTS 1013-1016

job no: MB-10197
drawing no: S1-01-DA003
scale @ A1 :
date: 06.09.24 rev: C

Copyright of the design and other information shown here is owned by Mirvac Design pty. ltd. Reproduction or use of the design by any party for any purpose is expressly forbidden without the written permission of Mirvac Design pty. ltd.

1 LOCATION PLAN
1 : 2000

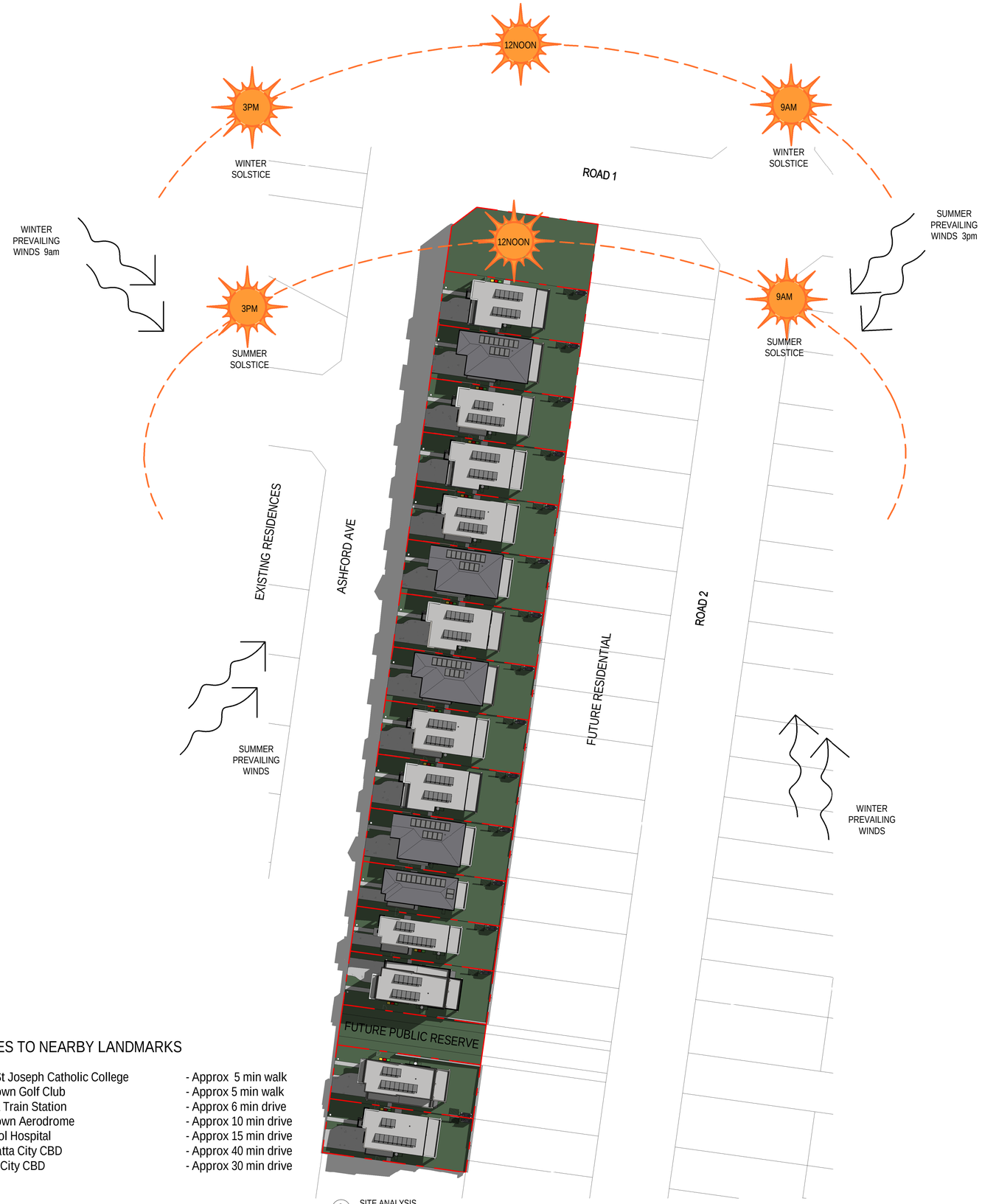

2 SITE ANALYSIS
1 : 500

DISTANCES TO NEARBY LANDMARKS

- Mount St Joseph Catholic College - Approx 5 min walk
- Bankstown Golf Club - Approx 5 min walk
- Panania Train Station - Approx 6 min drive
- Bankstown Aerodrome - Approx 10 min drive
- Liverpool Hospital - Approx 15 min drive
- Parramatta City CBD - Approx 40 min drive
- Sydney City CBD - Approx 30 min drive

Certificate No. #HR-MUVPB0-18
Scan QR code or follow website link for rating details.
Assessor name : Stephanie Simpson
Accreditation No. : HERA 100335
Property Address : 2 BULLECOURT AVENUE, MILPERRA, NSW, 2214
http://www.hero-software.com.au/pdf/HR-MUVPB0-18

date	rev	amendment
06.09.24	C	RE-ISSUE FOR CONSULTANTS
25.06.24	B	ISSUE FOR CONSULTANTS
10.04.24	A	ISSUE FOR REVIEW

MIRVAC DESIGN
Level 28 330 George St
Sydney NSW 2000
T 02 9080 8000
Mirvac Design Pty Ltd.
ABN 78 003 359 353
Mirvac Design Nominated / Responsible Architects
Anita Verma Michael Wenner David Hirst Paramsong Sirisandhi Andrew La
https://www.mirvacdesign.com/nominated-architects

client: mirvac

project:
WSU - MILPERRA
2 Bullecourt Avenue, Milperra NSW 2214
Stage: 1 Site: 01 Lot: 1001-1016

title:
LOCATION & SITE ANALYSIS PLAN

job no: MB-10197
drawing no: S1-01-DA050
scale @ A1 : As indicated
date: 06.09.24 rev: C

Copyright of the design and other information shown here is owned by Mirvac Design pty. ltd. Reproduction or use of the design by any party for any purpose is expressly forbidden without the written permission of Mirvac Design pty. ltd.

SITE 1 MODEL TYPES	
Lot No.	House Type
1001	WS-29b_221O-F5
1002	WS-28b_220AR-F3
1003	WS-28b_220AR-F7
1004	WS-29b-221O-F1
1005	WS-28b-220AR-F8
1006	WS-28b-220AR-F2
1007	WS-29b_221O-F4
1008	WS-28b-220AR-F3
1009	WS-28b-220AR-F8
1010	WS-29b_221O-F5
1011	WS-28b_220AR-F2
1012	WS-24_217G-F1
1013	WS-24_217G-F11
1014	WS-30_219H-F6
1015	WS-30_219H-F5
1016	WS-28b-220AR-F8

SITE FSR			
Lot No	Gross floor area	Lot_Area	FSR
1001	189.7 m²	384.9 m²	49.28%
1002	183.0 m²	384.9 m²	47.54%
1003	184.4 m²	384.9 m²	47.91%
1004	189.4 m²	384.9 m²	49.22%
1005	184.3 m²	384.9 m²	47.88%
1006	182.9 m²	384.9 m²	47.53%
1007	190.6 m²	384.9 m²	49.51%
1008	183.0 m²	384.9 m²	47.54%
1009	184.3 m²	384.9 m²	47.88%
1010	189.4 m²	384.9 m²	49.22%
1011	183.0 m²	384.9 m²	47.54%
1012	148.5 m²	320.7 m²	46.31%
1013	148.5 m²	320.7 m²	46.31%
1014	177.0 m²	384.9 m²	45.98%
1015	177.0 m²	384.9 m²	45.98%
1016	184.3 m²	384.9 m²	47.88%

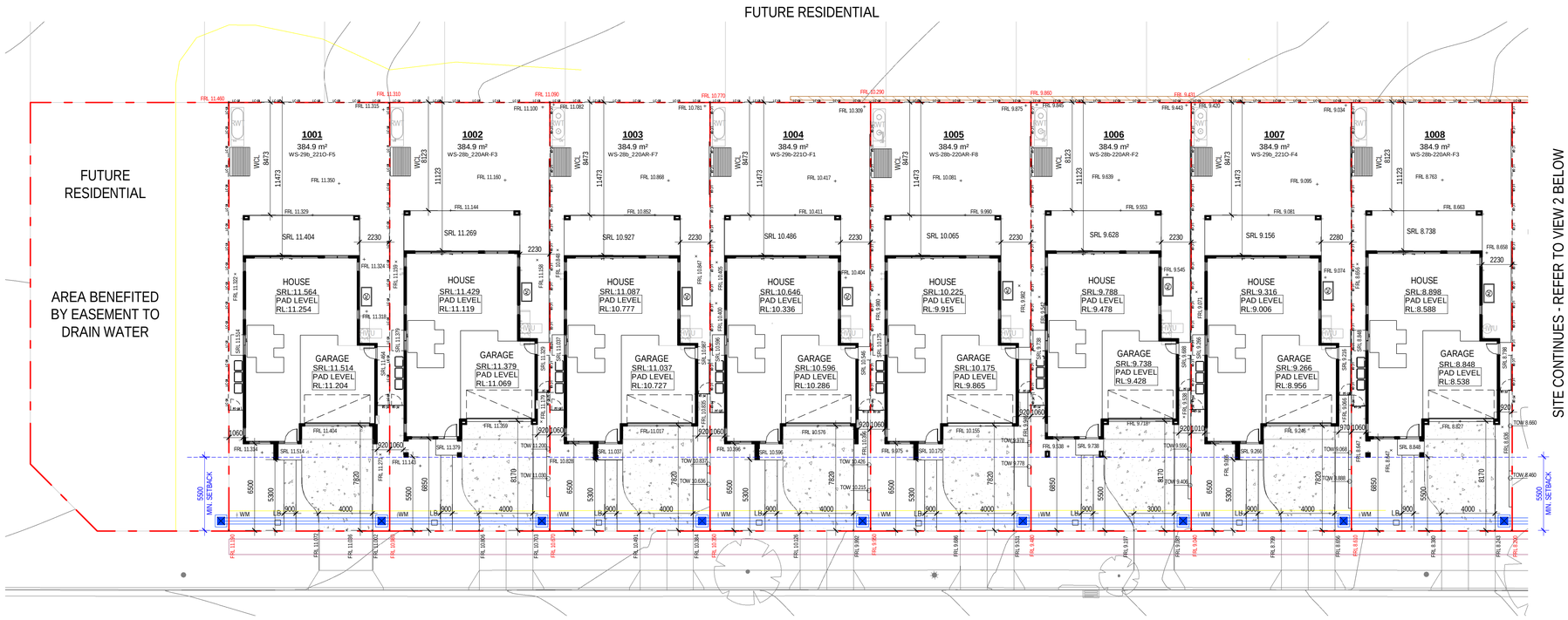

1 DA/TP - SITING PLAN - LOTS 1001-1008
1 : 200

SITEWORK	
BOW	BOTTOM OF WALL LEVEL
CL	CLOTHES LINE
EGL	EXISTING GROUND LEVEL
FRL	FINISHED RELATIVE LEVEL
GM	GAS METER
HC	HOSE COCK
HCR	HOSE COCK RECYCLE
HWU	HOT WATER UNIT
IWHU	INSTANTANEOUS HOT WATER UNIT
KO	KERB OUTLET
LB	LETTER BOX
MB	ELECTRICAL METERBOX
NBN	NATIONAL BROADBAND NETWORK
PCD	PREMISES CONNECTION DEVICE
PWM	NON POTABLE RECYCLED WATER METER
RL	REDUCED LEVEL
RWT	RAINWATER TANK
SRL	STRUCTURAL RELATIVE LEVEL
TOW	TOP OF WALL LEVEL
WM	WATER METER
	DIRECTION OF FALL
	PIPELINE CONNECTION TO RWT
	PIPELINE STORMWATER OVERFLOW
	POTABLE WATER
	STORMWATER DRAINAGE PIT
	GRATED DRAIN

FENCE TYPES	
AB-11	1100 HIGH ANGLE BLADE FENCE
AB-18	1800 HIGH VERTICAL METAL BATTENS
BT-18	1800 HIGH VERTICAL BATTENS
LC-15	1500 HIGH TIMBER LAPPED & CAPPED FENCE
LC-18	1800 HIGH TIMBER LAPPED & CAPPED FENCE
PF-15	1500 HIGH VERTICAL PICKET FENCE
PF-18	1800 HIGH VERTICAL PICKET FENCE

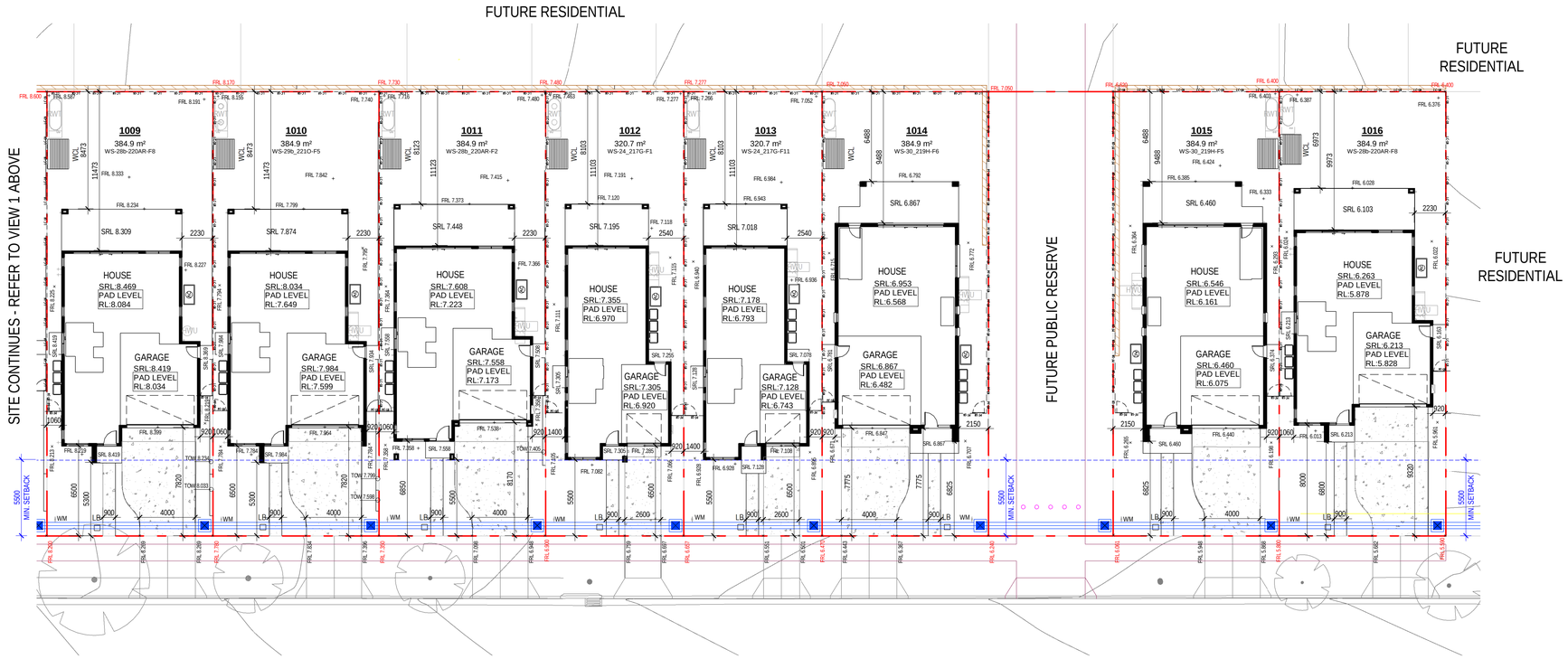

2 DA/TP - SITING PLAN - LOTS 1009-1016
1 : 200

Certificate No. #HR-MUVPB0-18
Scan QR code or follow website link for rating details.
Assessor name: Stefanie Simpson
Accreditation No.: HERA 10035
Property Address: 2 BULLECOURT AVENUE, MILPERRA, NSW, 2214
http://www.hero-software.com.au/p/d/HR-MUVPB0-18

date	rev	amendment
06.09.24	C	RE-ISSUE FOR CONSULTANTS
25.06.24	B	ISSUE FOR CONSULTANTS
10.04.24	A	ISSUE FOR REVIEW

MIRVAC DESIGN
architecture
urban design
interior design
graphic design
Level 28 200 George St
Sydney NSW 2000
T 02 9080 8000
Mirvac Design Pty Ltd.
ABN 78 003 359 153
Mirvac Design Nominated / Responsible Architects
Anita Verma Michael Werner David Hirst Parameong Sirisandhi Andrew La
https://www.mirvacdesign.com/nominated-architects
client: mirvac

project: WSU - MILPERRA
2 Bullecourt Avenue, Milperra NSW 2214
Stage: 1 Site: 01 Lot: 1001-1016

title: LOT LAYOUT & SITING PLAN

job no: MB-10197
drawing no: S1-01-DA052
scale @ A1 : 1 : 200
date: 06.09.24 rev: C

Copyright of the design and other information shown here is owned by Mirvac Design pty. ltd. Reproduction or use of the design by any party for any purpose is expressly forbidden without the written permission of Mirvac Design pty. ltd.

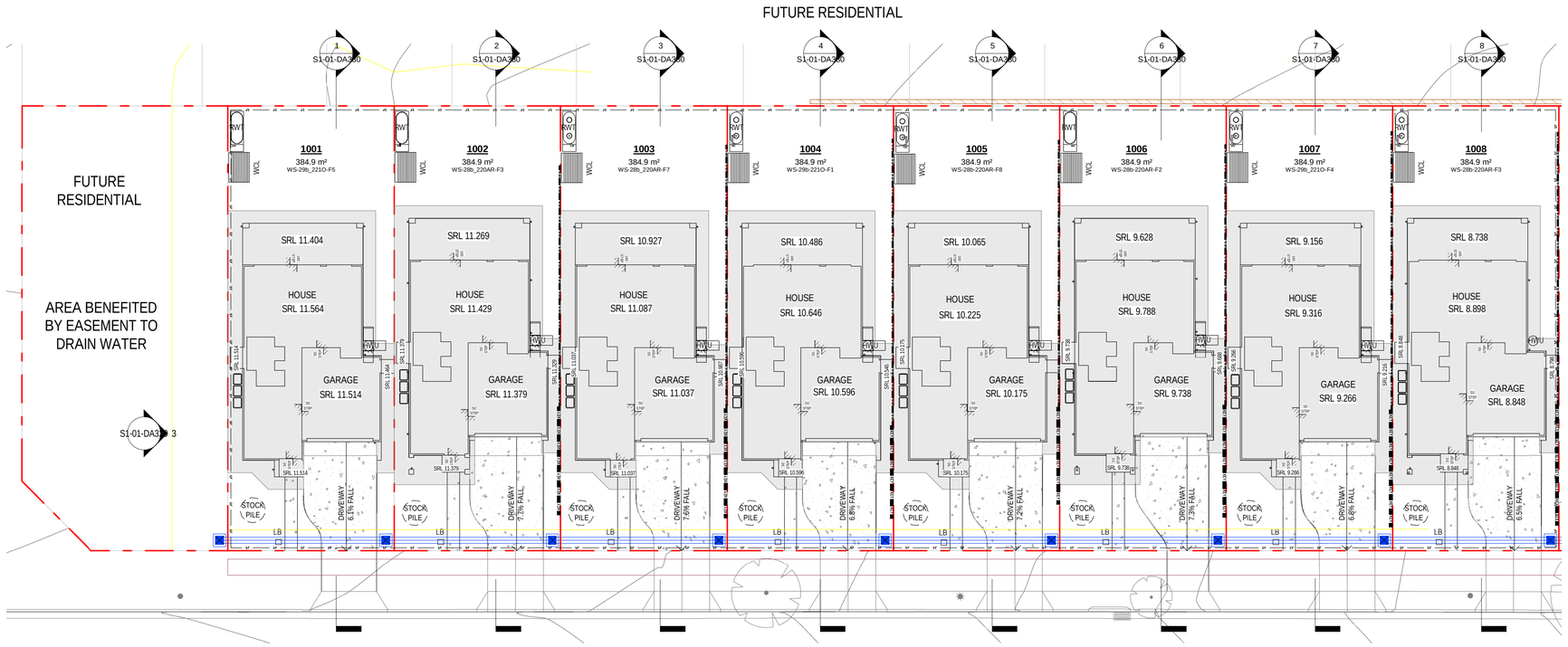

1 DA/TP - EROSION/SEDIMENT CONTROL & BENCHING PLAN - LOTS 1001-1008
1 : 200

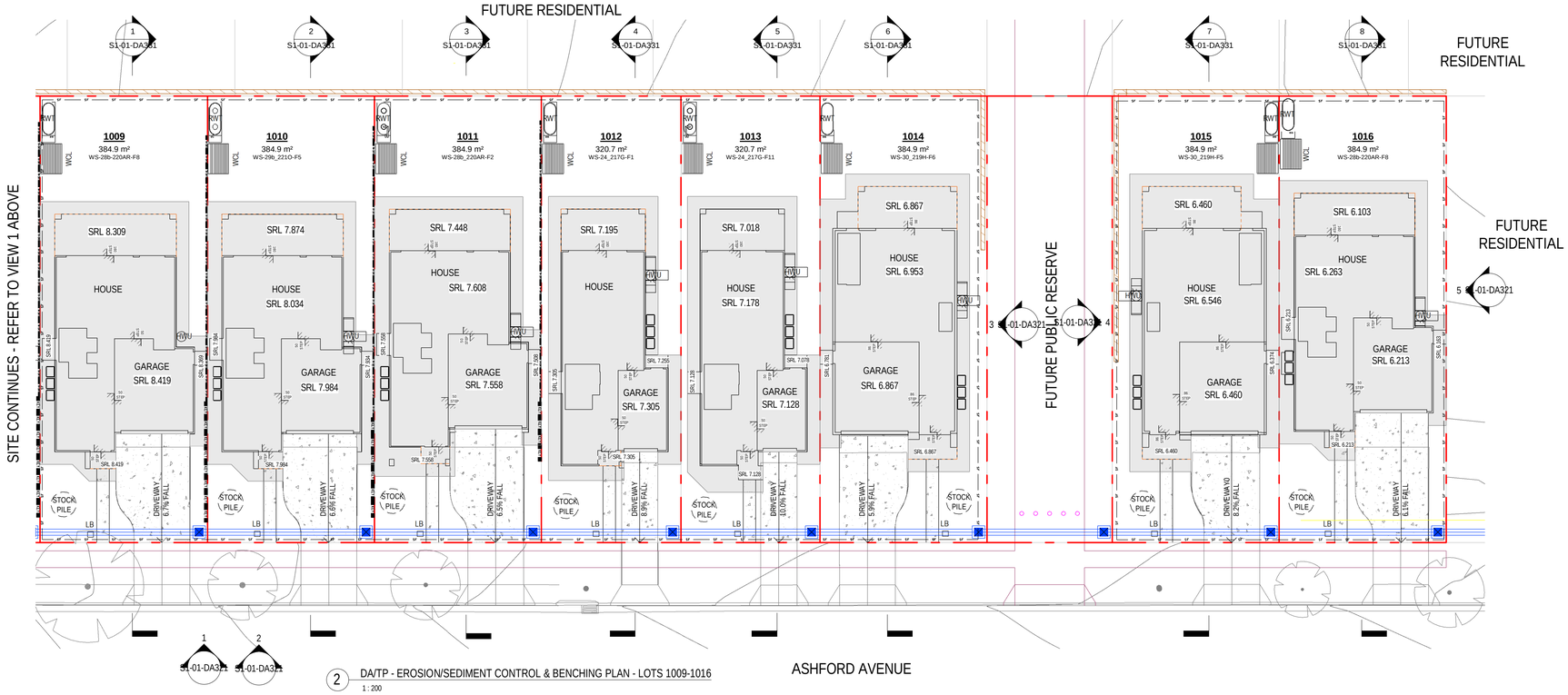

2 DA/TP - EROSION/SEDIMENT CONTROL & BENCHING PLAN - LOTS 1009-1016
1 : 200

SITEWORK

BOW	BOTTOM OF WALL LEVEL
CL	CLOTHES LINE
EGL	EXISTING GROUND LEVEL
FRL	FINISHED RELATIVE LEVEL
GM	GAS METER
HC	HOSE COCK
HCR	HOSE COCK RECYCLE
HWU	HOT WATER UNIT
IHWU	INSTANTANEOUS HOT WATER UNIT
KO	KERB OUTLET
LB	LETTER BOX
MB	ELECTRICAL METERBOX
NBN	NATIONAL BROADBAND NETWORK
PCD	PREMISES CONNECTION DEVICE
PWM	NON POTABLE RECYCLED WATER METER
RL	REDUCED LEVEL
RWT	RAINWATER TANK
SRL	STRUCTURAL RELATIVE LEVEL
TOW	TOP OF WALL LEVEL
WM	WATER METER
	DIRECTION OF FALL
	PIPELINE CONNECTION TO RWT
	PIPELINE STORMWATER OVERFLOW
	POTABLE WATER
	STORMWATER DRAINAGE PIT
	GRATED DRAIN

RETAINING WALLS

	BLOCK WORK RETAINING WALL
	BLOCK WORK FEATURE RETAINING WALL
	DROP EDGE BEAM
	I-BEAM CONCRETE SLEEPER WALL
	LOG SLEEPER RETAINING WALL
	WET WALL

Certificate No. #HR-MUVPB0-18
Scan QR code or follow website link for rating details.
Assessor name: Stefanie Simpson
Accreditation No.: HERA 50035
Property Address: 2 BULLECOURT AVENUE, MILPERRA, NSW, 2214
http://www.hero-software.com.au/pdf/HR-MUVPB0-18

date	rev	amendment
06.09.24	C	RE-ISSUE FOR CONSULTANTS
25.06.24	B	ISSUE FOR CONSULTANTS
10.04.24	A	ISSUE FOR REVIEW

MIRVAC DESIGN
Level 28 100 George St
Sydney NSW 2000
T 02 9080 8000
Mirvac Design Pty Ltd.
ABN 78 003 359 153
Mirvac Design Nominated / Responsible Architects
Anita Verma Michael Wenner David Hirst Paramvong Siribandhit Andrew La
https://www.mirvacdesign.com/nominated-architects

client: mirvac

project: WSU - MILPERRA
2 Bullecourt Avenue, Milperra NSW 2214
Stage: 1 Site: 01 Lot: 1001-1016

title: EROSION, BENCHING & SEDIMENT CONTROL PLAN

job no: MB-10197
drawing no: S1-01-DA100
scale @ A1 : 1 : 200
date: 06.09.24 rev: C

Copyright of the design and other information shown here is owned by Mirvac Design pty. ltd. Reproduction or use of the design by any party for any purpose is expressly forbidden without the written permission of Mirvac Design pty. ltd.

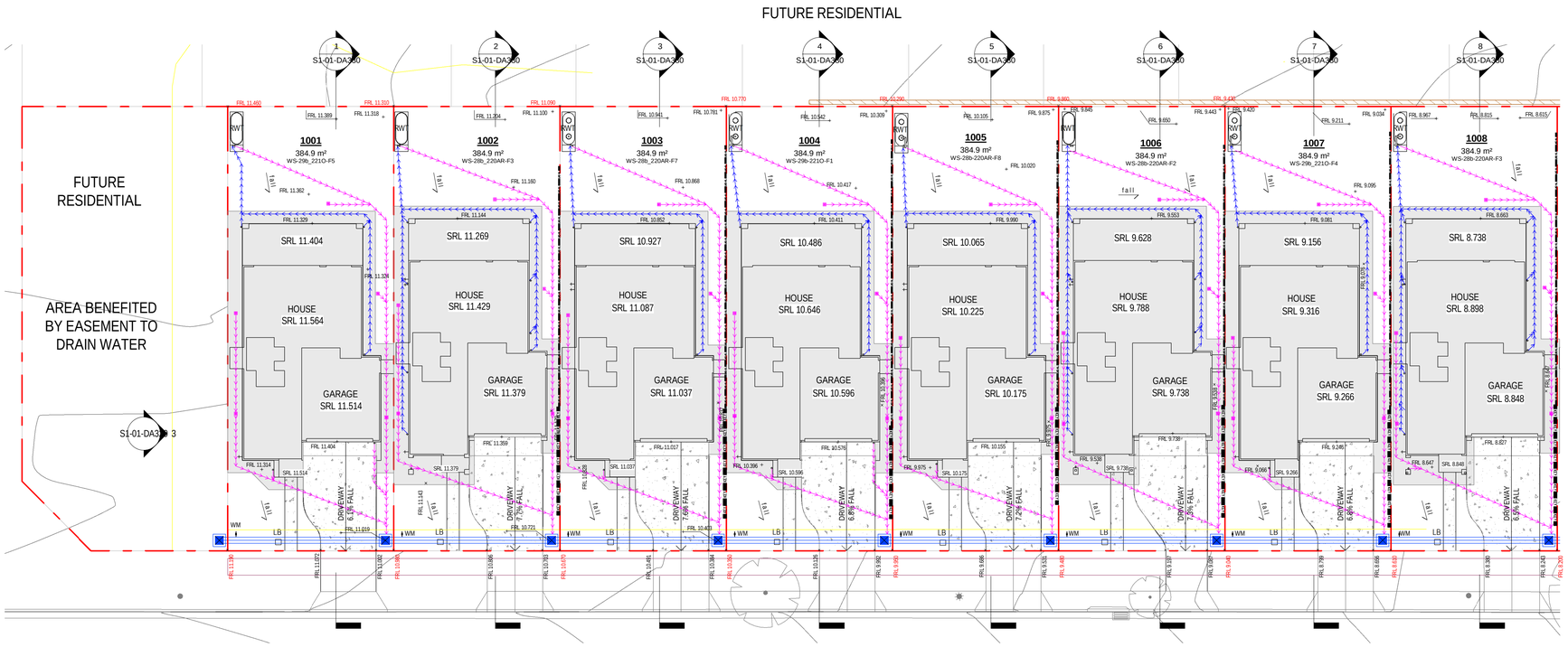

1 DA/TP - HYDRAULIC CONCEPT PLAN - LOTS 1001-1008
1 : 200

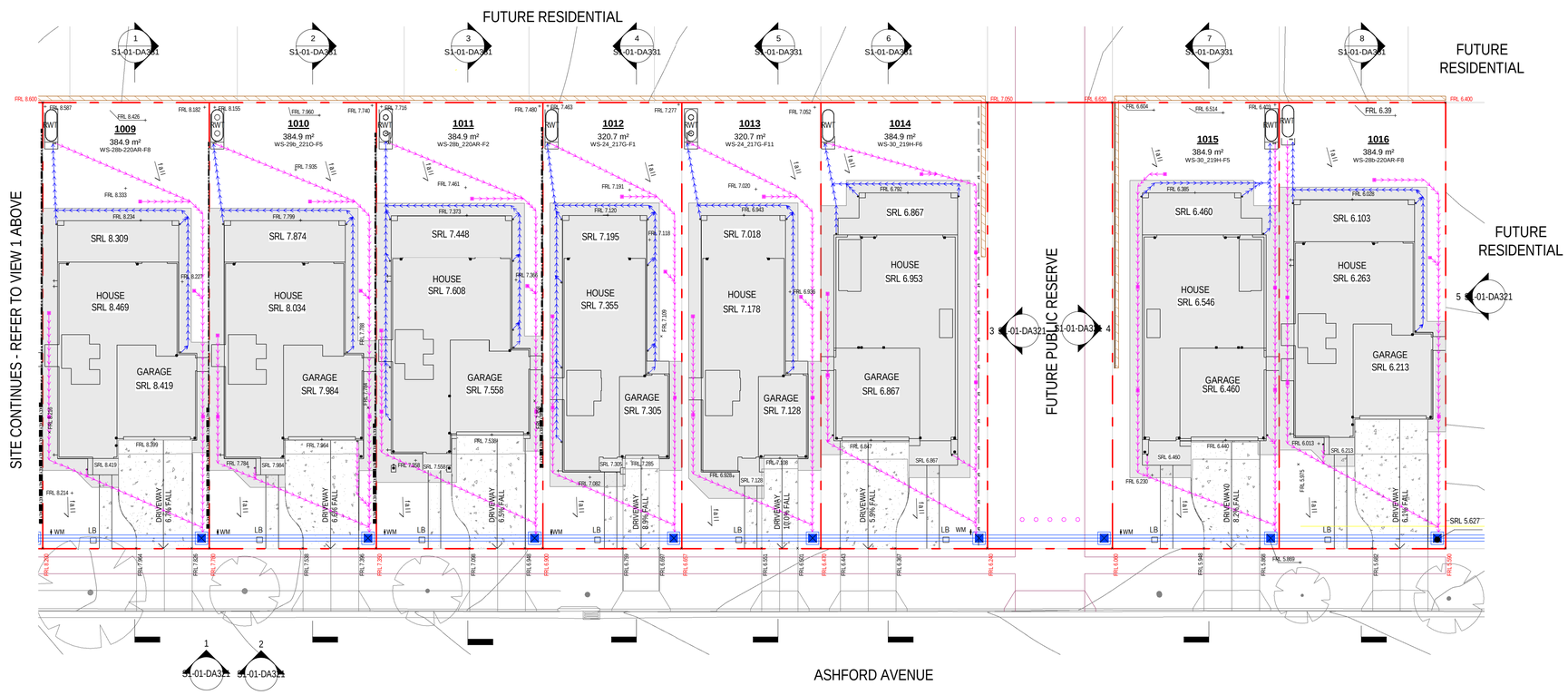

2 DA/TP - HYDRAULIC CONCEPT PLAN - LOTS 1009-1016
1 : 200

SITEWORK

BOW	BOTTOM OF WALL LEVEL
CL	CLOTHES LINE
EGL	EXISTING GROUND LEVEL
FRL	FINISHED RELATIVE LEVEL
GM	GAS METER
HC	HOSE COCK
HCR	HOSE COCK RECYCLE
HWU	HOT WATER UNIT
IHWU	INSTANTANEOUS HOT WATER UNIT
KO	KERB OUTLET
LB	LETTER BOX
MB	ELECTRICAL METERBOX
NBN	NATIONAL BROADBAND NETWORK
PCD	PREMISES CONNECTION DEVICE
PWM	NON POTABLE RECYCLED WATER METER
RL	REDUCED LEVEL
RWT	RAINWATER TANK
SRL	STRUCTURAL RELATIVE LEVEL
TOW	TOP OF WALL LEVEL
WM	WATER METER
	DIRECTION OF FALL
	PIPELINE CONNECTION TO RWT
	PIPELINE STORMWATER OVERFLOW
	POTABLE WATER
	STORMWATER DRAINAGE PIT
	GRATED DRAIN

RETAINING WALLS

	BLOCK WORK RETAINING WALL
	BLOCK WORK FEATURE RETAINING WALL
	DROP EDGE BEAM
	I-BEAM CONCRETE SLEEPER WALL
	LOG SLEEPER RETAINING WALL
	WET WALL

Certificate No. #HR-MUVPB0-18
Scan QR code or follow website link for rating details.
Assessor name : Stefanie Simpson
Accreditation No. : HERA 10035
Property Address : 2 BULLECOURT AVENUE, MILPERRA, NSW, 2214
http://www.hero-software.com.au/pdf/HR-MUVPB0-18

date	rev	amendment
06.09.24	C	RE-ISSUE FOR CONSULTANTS
25.06.24	B	ISSUE FOR CONSULTANTS
10.04.24	A	ISSUE FOR REVIEW

MIRVAC DESIGN
architecture interiors landscape interior design graphic design
Level 28 330 George St Sydney NSW 2000 T 02 9080 8000
Mirvac Design Pty Ltd. ABN 78 003 358 253
Mirvac Design Nominated / Responsible Architects
Anita Verma Michael Wemer Dwad Hirst Paramvong Sirisandhi Andrew La
https://www.mirvacdesign.com/nominated-architects

client: mirvac

project: WSU - MILPERRA
2 Bullecourt Avenue, Milperra NSW 2214
Stage: 1 Site: 01 Lot: 1001-1016

title: HYDRAULIC CONCEPT PLAN

job no: MB-10197
drawing no: S1-01-DA140
scale @ A1 : 1 : 200
date: 06.09.24 rev: C

Copyright of the design and other information shown here is owned by Mirvac Design pty. ltd. Reproduction or use of the design by any party for any purpose is expressly forbidden without the written permission of Mirvac Design pty. ltd.

0mm 100mm 200mm 300mm

WINDOW SCHEDULE - 1001

Window No.	Type	Height	Width	Description
W-01L	SA2016T_SPECIAL	2035	1570	2035H x 1570W SA2007T WITHIN
W-02L	SA2018T_L SPECIAL	2035	1810	2035H x 1810W SA2008T WITHIN
W-03	SA2007T	2035	730	
W-03	SA2007T	2035	730	
W-03	SA2007T	2035	730	
W-03	SA2007T	2035	730	
W-03	SA2007T	2035	730	
W-04	SXD2448	2400	4780	
W-05L	SXD2116_L	2100	1570	
W-06	SA1307	1370	730	
W-06	SA1307	1370	730	
W-13	SA1236 SPECIAL	1200	3680	1200H x 3680W SA1208 WITHIN
W-14	SXD2127	2100	2712	
W-29	SA1007 OBS	1030	730	OBSCURE
W-29	SA1007 OBS	1030	730	OBSCURE
W-30L	SA1014_L OBS	1030	1450	OBSCURE
W-31L	SA1322_L	1370	2170	
W-31L	SA1322_L	1370	2170	
W-31R	SA1322_R	1370	2170	
W-32	SF1308	1370	850	

WINDOW SCHEDULE - 1002

Window No.	Type	Height	Width	Description
W-01L	SA2016T_SPECIAL	2035	1570	2035H x 1570W SA2007T WITHIN
W-02L	SA2018T_L SPECIAL	2035	1810	2035H x 1810W SA2008T WITHIN
W-03	SA2007T	2035	730	
W-03	SA2007T	2035	730	
W-03	SA2007T	2035	730	
W-03	SA2007T	2035	730	
W-03	SA2007T	2035	730	
W-04	SXD2448	2400	4780	
W-05L	SXD2116_L	2100	1570	
W-06	SA1307	1370	730	
W-06	SA1307	1370	730	
W-15	SXD2132	2100	3162	
W-16	SA1326 SPECIAL	1370	2650	1200H x 2650W SA1207 WITHIN
W-29	SA1007 OBS	1030	730	OBSCURE
W-30R	SA1014_R OBS	1030	1450	OBSCURE
W-31L	SA1322_L	1370	2170	
W-31L	SA1322_L	1370	2170	
W-31R	SA1322_R	1370	2170	
W-32	SF1308	1370	850	

WINDOW SCHEDULE - 1003

Window No.	Type	Height	Width	Description
W-01L	SA2016T_SPECIAL	2035	1570	2035H x 1570W SA2007T WITHIN
W-02L	SA2018T_L SPECIAL	2035	1810	2035H x 1810W SA2008T WITHIN
W-03	SA2007T	2035	730	
W-03	SA2007T	2035	730	
W-03	SA2007T	2035	730	
W-03	SA2007T	2035	730	
W-03	SA2007T	2035	730	
W-04	SXD2448	2400	4780	
W-05L	SXD2116_L	2100	1570	
W-06	SA1307	1370	730	
W-06	SA1307	1370	730	
W-16	SA1326 SPECIAL	1370	2650	1200H x 2650W SA1207 WITHIN
W-17	SA1238 SPECIAL	1200	3780	1200H x 3780W SA1208 WITHIN
W-29	SA1007 OBS	1030	730	OBSCURE
W-30R	SA1014_R OBS	1030	1450	OBSCURE
W-31L	SA1322_L	1370	2170	
W-31L	SA1322_L	1370	2170	
W-31R	SA1322_R	1370	2170	
W-32	SF1308	1370	850	

WINDOW SCHEDULE - 1004

Window No.	Type	Height	Width	Description
W-01L	SA2016T_SPECIAL	2035	1570	2035H x 1570W SA2007T WITHIN
W-02L	SA2018T_L SPECIAL	2035	1810	2035H x 1810W SA2008T WITHIN
W-03	SA2007T	2035	730	
W-03	SA2007T	2035	730	
W-03	SA2007T	2035	730	
W-03	SA2007T	2035	730	
W-03	SA2007T	2035	730	
W-04	SXD2448	2400	4780	
W-05L	SXD2116_L	2100	1570	
W-06	SA1307	1370	730	
W-06	SA1307	1370	730	
W-14	SXD2127	2100	2712	
W-18R	SA1330_R SPECIAL	1370	3010	1370H x 3010W SA1308 WITHIN
W-29	SA1007 OBS	1030	730	OBSCURE
W-29	SA1007 OBS	1030	730	OBSCURE
W-30L	SA1014_L OBS	1030	1450	OBSCURE
W-31L	SA1322_L	1370	2170	
W-31L	SA1322_L	1370	2170	
W-31R	SA1322_R	1370	2170	
W-32	SF1308	1370	850	

WINDOW SCHEDULE - 1005

Window No.	Type	Height	Width	Description
W-01L	SA2016T_SPECIAL	2035	1570	2035H x 1570W SA2007T WITHIN
W-02L	SA2018T_L SPECIAL	2035	1810	2035H x 1810W SA2008T WITHIN
W-03	SA2007T	2035	730	
W-03	SA2007T	2035	730	
W-03	SA2007T	2035	730	
W-03	SA2007T	2035	730	
W-03	SA2007T	2035	730	
W-04	SXD2448	2400	4780	
W-05L	SXD2116_L	2100	1570	
W-06	SA1307	1370	730	
W-06	SA1307	1370	730	
W-06	SA1307	1370	730	
W-19R	SA1319_R SPECIAL	1370	1960	1370H x 1960W SA1308 WITHIN
W-20L	SA1324_L SPECIAL	1370	2410	1370H x 2410W SA1308 WITHIN
W-29	SA1007 OBS	1030	730	OBSCURE
W-30R	SA1014_R OBS	1030	1450	OBSCURE
W-31L	SA1322_L	1370	2170	
W-31L	SA1322_L	1370	2170	
W-31R	SA1322_R	1370	2170	
W-32	SF1308	1370	850	

WINDOW SCHEDULE - 1006

Window No.	Type	Height	Width	Description
W-01L	SA2016T_SPECIAL	2035	1570	2035H x 1570W SA2007T WITHIN
W-02L	SA2018T_L SPECIAL	2035	1810	2035H x 1810W SA2008T WITHIN
W-03	SA2007T	2035	730	
W-03	SA2007T	2035	730	
W-03	SA2007T	2035	730	
W-03	SA2007T	2035	730	
W-03	SA2007T	2035	730	
W-04	SXD2448	2400	4780	
W-05L	SXD2116_L	2100	1570	
W-06	SA1307	1370	730	
W-06	SA1307	1370	730	
W-15	SXD2132	2100	3162	
W-16	SA1326 SPECIAL	1370	2650	1200H x 2650W SA1207 WITHIN
W-29	SA1007 OBS	1030	730	OBSCURE
W-30R	SA1014_R OBS	1030	1450	OBSCURE
W-31L	SA1322_L	1370	2170	
W-31R	SA1322_R	1370	2170	
W-31R	SA1322_R	1370	2170	
W-32	SF1308	1370	850	

WINDOW SCHEDULE - 1007

Window No.	Type	Height	Width	Description
W-01L	SA2016T_SPECIAL	2035	1570	2035H x 1570W SA2007T WITHIN
W-02L	SA2018T_L SPECIAL	2035	1810	2035H x 1810W SA2008T WITHIN
W-03	SA2007T	2035	730	
W-03	SA2007T	2035	730	
W-03	SA2007T	2035	730	
W-03	SA2007T	2035	730	
W-03	SA2007T	2035	730	
W-04	SXD2448	2400	4780	
W-05L	SXD2116_L	2100	1570	
W-06	SA1307	1370	730	
W-13	SA1236 SPECIAL	1200	3680	1200H x 3680W SA1208 WITHIN
W-22	SA1807T	1800	730	
W-29	SA1007 OBS	1030	730	OBSCURE
W-29	SA1007 OBS	1030	730	OBSCURE
W-30L	SA1014_L OBS	1030	1450	OBSCURE
W-31L	SA1322_L	1370	2170	
W-31R	SA1322_R	1370	2170	
W-31R	SA1322_R	1370	2170	
W-32	SF1308	1370	850	

WINDOW SCHEDULE - 1008

Window No.	Type	Height	Width	Description
W-01L	SA2016T_SPECIAL	2035	1570	2035H x 1570W SA2007T WITHIN
W-02L	SA2018T_L SPECIAL	2035	1810	2035H x 1810W SA2008T WITHIN
W-03	SA2007T	2035	730	
W-03	SA2007T	2035	730	
W-03	SA2007T	2035	730	
W-03	SA2007T	2035	730	
W-03	SA2007T	2035	730	
W-04	SXD2448	2400	4780	
W-05L	SXD2116_L	2100	1570	
W-06	SA1307	1370	730	
W-06	SA1307	1370	730	
W-15	SXD2132	2100	3162	
W-16	SA1326 SPECIAL	1370	2650	1200H x 2650W SA1207 WITHIN
W-29	SA1007 OBS	1030	730	OBSCURE
W-30R	SA1014_R OBS	1030	1450	OBSCURE
W-31L	SA1322_L	1370	2170	
W-31L	SA1322_L	1370	2170	
W-31R	SA1322_R	1370	2170	
W-32	SF1308	1370	850	

DOOR SCHEDULE 1001

Door No.	Height	Leaf Width	O/A Frame Width
D-01L_6G	2400	920	1450
D-07	2100	820	900

DOOR SCHEDULE 1002

Door No.	Height	Leaf Width	O/A Frame Width
D-02L_8G	2400	920	1500
D-07	2100	820	900

DOOR SCHEDULE 1003

Door No.	Height	Leaf Width	O/A Frame Width
D-03L_6G	2400	920	1500
D-07	2100	820	900

DOOR SCHEDULE 1004

Door No.	Height	Leaf Width	O/A Frame Width
D-01L_6G	2400	920	1450
D-07	2100	820	900

DOOR SCHEDULE 1005

Door No.	Height	Leaf Width	O/A Frame Width
D-03L_6G	2400	920	1500
D-07	2100	820	900

DOOR SCHEDULE 1006

Door No.	Height	Leaf Width	O/A Frame Width
D-02L_8G	2400	920	1500
D-07	2100	820	900

DOOR SCHEDULE 1007

Door No.	Height	Leaf Width	O/A Frame Width
D-01L_6G	2400	920	1450
D-07	2100	820	900

DOOR SCHEDULE 1008

Door No.	Height	Leaf Width	O/A Frame Width
D-02L_8G	2400	920	1500
D-07	2100	820	900

1 GROUND FLOOR PLAN (LOT 1001-1008)
1 : 200

TOTAL GROSS BUILDING AREAS- LOTS 01-08

Lot No.	Name	Area
1001	Ground Floor	88.2 m²
1001	First Floor	126.1 m²
1001	Garage	37.5 m²
1001	Alfresco	26.1 m²
1001	Balcony	7.4 m²
1001	Porch	2.5 m²
		287.9 m²
1002	Ground Floor	88.3 m²
1002	First Floor	115.9 m²
1002	Garage	37.2 m²
1002	Alfresco	26.1 m²
1002	Balcony	6.1 m²
1002	Porch	2.5 m²
		276.1 m²
1003	Ground Floor	88.2 m²
1003	First Floor	119.2 m²
1003	Alfresco	26.1 m²
1003	Garage	37.0 m²
1003	Porch	2.7 m²
		273.2 m²
1004	Ground Floor	88.2 m²
1004	First Floor	125.3 m²
1004	Garage	37.5 m²
1004	Alfresco	26.1 m²
1004	Balcony	7.3 m²
1004	Porch	2.5 m²
		286.9 m²
1005	Ground Floor	88.2 m²
1005	First Floor	118.5 m²
1005	Garage	37.0 m²
1005	Alfresco	26.1 m²
1005	Porch	2.6 m²
		272.5 m²
1006	Ground Floor	88.2 m²
1006	First Floor	115.9 m²
1006	Garage	37.2 m²
1006	Alfresco	26.1 m²
1006	Balcony	6.1 m²
1006	Porch	2.6 m²
		276.1 m²
1007	Ground Floor	88.2 m²
1007	First Floor	128.2 m²
1007	Garage	37.0 m²
1007	Alfresco	26.1 m²
1007	Porch	2.5 m²
		282.1 m²
1008	Ground Floor	88.3 m²
1008	First Floor	115.9 m²
1008	Garage	37.2 m²
1008	Alfresco	26.1 m²
1008	Balcony	6.1 m²
1008	Porch	2.5 m²
		276.1 m²

FLOOR PLAN

720	DOOR LEAF SIZE - AS SHOWN @ 2340mm HIGH UNO
720L	DOOR LEAF SIZE - DOOR WITH LIFT-OFF HINGES
A/C	AIRCON CONDENSER
ACD	AIRCON DUCT
ACE	AIRCON EVAPORATOR
APG	ALUMINIUM PERGOLA TO DETAIL
BAL	BALUSTRADE
BAT	BATTERY STORAGE UNIT
BH	BULKHEAD OVER
BO	STRUCTURAL BEAM OVER TO ENGINEER'S DETAIL
BOW	BOTTOM OF WALL LEVEL
BW	STRUCTURAL BEAM IN WALL OVER
C	CUPBOARD
CL	CLOTHES LINE
CSD	CAVITY SLIDER DOOR
CT	COOKTOP
D	DOOR
DP	DOWNPIPE
DPS	DOWNPIPE & SPREADER
DS	DRYER SPACE
DW	DISHWASHER SPACE
EGL	EXISTING GROUND LEVEL
EXH/E	EXHAUST TO EAVES OR SOFFIT
EXH/R	EXHAUST TO ROOF
EXH/W	EXHAUST TO WALL
F	REFRIGERATOR SPACE
FRL	FINISHED RELATIVE LEVEL
FSC	FREE STANDING COOKER
GD	GARAGE DOOR OPENING AS SPECIFIED
GM	GAS METER
HC	HOSE COCK
HCR	HOSE COCK RECYCLE
HDC	HARDWARE DISTRIBUTION CABINET
HH	HEAD OF OPENING - HEIGHT AS NOTED
HRL	HANDRAIL - 1000mm HIGH MIN.
HWU	HOT WATER UNIT
IHWU	INSTANTANEOUS HOT WATER UNIT
INS	INSULATION
INV	INVERTER
L	LINEN
LB	LETTER BOX
LHW	LOW HEIGHT WALL - HEIGHT AS NOTED
LWO	LINE OF WALL OVER
MB	ELECTRICAL METERBOX
MH	MANHOLE/ ACCESS PANEL
MR	METAL ROOF - PITCH AS NOTED
MW	MICROWAVE SPACE
NBN	NATIONAL BROADBAND NETWORK
NCDP	NON COMBUSTIBLE DOWNPIPE (NSW ONLY)
OF	OVERFLOW
P	PANTRY
PCD	PREMISES CONNECTION DEVICE
PWM	NON POTABLE RECYCLED WATER METER
RH	RANGEHOOD
RL	REDUCED LEVEL
RWH	RAINWATER HEAD
RWT	RAINWATER TANK
S	STORAGE
S/D	STEPDOWN
SA	SMOKE ALARM
SCR	SCREEN
SK	SINK
SL	SKYLIGHT OVER
SN	SHOWER NICHE
SP	STRUCTURAL POST TO ENGINEER'S DETAIL
SRL	STRUCTURAL RELATIVE LEVEL
SS	SERVICE STACK
ST	STORAGE
TOW	TOP OF WALL LEVEL
TP	TIMBER POST - SIZE AS NOTED
TPG	TIMBER PERGOLA TO DETAIL
TR	TILED ROOF - PITCH AS NOTED
UBO	UNDER BENCH OVEN
VJ	VERTICAL JOINT
W	WINDOW
WIP	WALK-IN PANTRY
WMS	WASHING MACHINE SPACE
WM	WATER METER
WO	WALL OVEN
WTC	RAINWATER TANK CONTROL
XXXP	ENGAGED PIERS SPACINGS VARIES. CENTRES TO ENG'S DESIGN

Certificate No. #HR-MUVPB0-18
Scan QR code or follow website link for rating details.
Assessor name: Stefanie Simpson
Accreditation No.: HERA 10035
Property Address: 2 BULLECOURT AVENUE, MILPERRA, NSW, 2214
http://www.hero-software.com.au/pdf/HR-MUVPB0-18

date	rev	amendment
06.09.24	C	RE-ISSUE FOR CONSULTANTS
25.06.24	B	ISSUE FOR CONSULTANTS
10.04.24	A	ISSUE FOR REVIEW

MIRVAC DESIGN
architecture, urban design, interior design, graphic design
Level 28 200 George St, Sydney NSW 2000, T 02 9080 8000
Mirvac Design Pty.Ltd. ABN 78 003 359 153
Mirvac Design Nominated / Responsible Architects
Anita Verma Michael Wiener David Hirst Paromvong Sinbandhit Andrew La
https://www.mirvacdesign.com/nominated-architects

client: mirvac

project: WSU - MILPERRA
2 Bullecourt Avenue, Milperra NSW 2214
Stage: 1 Site: 01 Lot: 1001-1016

title: GROUND FLOOR PLANS - LOTS 1001-1008

job no: MB-10197
drawing no: S1-01-DA210
scale @ A1 : 1 : 200
date: 06.09.24 rev: C

Copyright of the design and other information shown here is owned by Mirvac Design pty. ltd. Reproduction or use of the design by any party for any purpose is expressly forbidden without the written permission of Mirvac Design pty. ltd.

6/09/2024 1:40:58 PM Autodesk Docs://Milperra WSU/WSU-AR-S1-Site 01-R24.rvt

0mm 100mm 200mm 300mm

WINDOW SCHEDULE - 1009

Window No.	Type	Height	Width	Description
W-01L	SA2016T_SPECIAL	2035	1570	2035H x 1570W SA2007T WITHIN
W-02L	SA2018T_L SPECIAL	2035	1810	2035H x 1810W SA2008T WITHIN
W-03	SA2007T	2035	730	
W-03	SA2007T	2035	730	
W-03	SA2007T	2035	730	
W-03	SA2007T	2035	730	
W-03	SA2007T	2035	730	
W-04	SXD2448	2400	4780	
W-05L	SXD2116_L	2100	1570	
W-06	SA1307	1370	730	
W-06	SA1307	1370	730	
W-06	SA1307	1370	730	
W-19R	SA1319_R SPECIAL	1370	1960	1370H x 1960W SA1308 WITHIN
W-20L	SA1324_L SPECIAL	1370	2410	1370H x 2410W SA1308 WITHIN
W-29	SA1007 OBS	1030	730	OBSCURE
W-30R	SA1014_R OBS	1030	1450	OBSCURE
W-31L	SA1322_L	1370	2170	
W-31L	SA1322_L	1370	2170	
W-31R	SA1322_R	1370	2170	
W-32	SF1308	1370	850	

WINDOW SCHEDULE - 1010

Window No.	Type	Height	Width	Description
W-01L	SA2016T_SPECIAL	2035	1570	2035H x 1570W SA2007T WITHIN
W-02L	SA2018T_L SPECIAL	2035	1810	2035H x 1810W SA2008T WITHIN
W-03	SA2007T	2035	730	
W-03	SA2007T	2035	730	
W-03	SA2007T	2035	730	
W-03	SA2007T	2035	730	
W-03	SA2007T	2035	730	
W-04	SXD2448	2400	4780	
W-05L	SXD2116_L	2100	1570	
W-06	SA1307	1370	730	
W-06	SA1307	1370	730	
W-13	SA1236 SPECIAL	1200	3680	1200H x 3680W SA1208 WITHIN
W-14	SXD2127	2100	2712	
W-29	SA1007 OBS	1030	730	OBSCURE
W-29	SA1007 OBS	1030	730	OBSCURE
W-30L	SA1014_L OBS	1030	1450	OBSCURE
W-31L	SA1322_L	1370	2170	
W-31L	SA1322_L	1370	2170	
W-31R	SA1322_R	1370	2170	
W-32	SF1308	1370	850	

WINDOW SCHEDULE - 1011

Window No.	Type	Height	Width	Description
W-01L	SA2016T_SPECIAL	2035	1570	2035H x 1570W SA2007T WITHIN
W-02L	SA2018T_L SPECIAL	2035	1810	2035H x 1810W SA2008T WITHIN
W-03	SA2007T	2035	730	
W-03	SA2007T	2035	730	
W-03	SA2007T	2035	730	
W-03	SA2007T	2035	730	
W-03	SA2007T	2035	730	
W-04	SXD2448	2400	4780	
W-05L	SXD2116_L	2100	1570	
W-06	SA1307	1370	730	
W-06	SA1307	1370	730	
W-15	SXD2132	2100	3162	
W-16	SA1326 SPECIAL	1370	2650	1200H x 2650W SA1207 WITHIN
W-29	SA1007 OBS	1030	730	OBSCURE
W-30R	SA1014_R OBS	1030	1450	OBSCURE
W-31L	SA1322_L	1370	2170	
W-31L	SA1322_L	1370	2170	
W-31R	SA1322_R	1370	2170	
W-32	SF1308	1370	850	

WINDOW SCHEDULE - 1012

Window No.	Type	Height	Width	Description
W-02L	SA2018T_L SPECIAL	2035	1810	2035H x 1810W SA2008T WITHIN
W-06	SA1307	1370	730	
W-10	SXD2442	2400	4180	
W-11	SA2008T	2035	850	
W-11	SA2008T	2035	850	
W-11	SA2008T	2035	850	
W-11	SA2008T	2035	850	
W-12	SA1006 OBS	1030	610	OBSCURE
W-23L	SA1318_L	1370	1810	
W-23R	SA1318_R	1370	1810	
W-23R	SA1318_R	1370	1810	
W-23R	SA1318_R	1370	1810	
W-24	SA1308	1370	850	
W-24	SA1308	1370	850	
W-38	SF2007	2035	730	
W-39	SF1307	1370	730	
W-40	SA1208 OBS	1370	850	OBSCURE

WINDOW SCHEDULE - 1013

Window No.	Type	Height	Width	Description
W-02R	SA2018T_R SPECIAL	2035	1810	2035H x 1810W SA2008T WITHIN
W-06	SA1307	1370	730	
W-10	SXD2442	2400	4180	
W-11	SA2008T	2035	850	
W-11	SA2008T	2035	850	
W-11	SA2008T	2035	850	
W-11	SA2008T	2035	850	
W-23R	SA1318_R	1370	1810	
W-23R	SA1318_R	1370	1810	
W-23R	SA1318_R	1370	1810	
W-25R	SA1320_R SPECIAL	1370	2080	1370H x 2080W SA1308 WITHIN
W-26	AF2006	2035	610	
W-27	SF0613 SPECIAL	600	1340	600H x 1340W
W-37	SA0607	600	730	
W-38	SF2007	2035	730	
W-39	SF1307	1370	730	
W-40	SA1208 OBS	1370	850	OBSCURE

WINDOW SCHEDULE - 1014

Window No.	Type	Height	Width	Description
W-04	SXD2448	2400	4780	
W-06	SA1307	1370	730	
W-07L	SA2024T_L SPECIAL	2035	2410	2035H x 2410W SA2008T WITHIN
W-08	SA1206	1200	610	
W-08	SA1206 OBS	1200	610	OBSCURE
W-09	SA2006T	2035	610	
W-14	SXD2127	2100	2712	
W-28	SA1306	1370	610	
W-29	SA1007 OBS	1030	730	OBSCURE
W-33L	SA1218_L	1200	1810	
W-33L	SA1218_L	1200	1810	
W-33L	SA1218_L	1200	1810	
W-33R	SA1218_R	1200	1810	
W-34	SA1207	1200	730	
W-34	SA1207	1200	730	
W-36	SF1007	1030	730	

WINDOW SCHEDULE - 1015

Window No.	Type	Height	Width	Description
W-04	SXD2448	2400	4780	
W-06	SA1307	1370	730	
W-07R	SA2024T_R SPECIAL	2035	2410	2035H x 2410W SA2008T WITHIN
W-08	SA1206	1200	610	
W-08	SA1206 OBS	1200	610	OBSCURE
W-09	SA2006T	2035	610	
W-14	SXD2127	2100	2712	
W-28	SA1306	1370	610	
W-29	SA1007 OBS	1030	730	OBSCURE
W-33R	SA1218_R	1200	1810	
W-33R	SA1218_R	1200	1810	
W-33R	SA1218_R	1200	1810	
W-34	SA1207	1200	730	
W-34	SA1207	1200	730	
W-35L	SA1018_L SPECIAL	1030	1810	1030H x 1810W SA1007 WITHIN
W-36	SF1007	1030	730	

WINDOW SCHEDULE - 1016

Window No.	Type	Height	Width	Description
W-01L	SA2016T_SPECIAL	2035	1570	2035H x 1570W SA2007T WITHIN
W-02L	SA2018T_L SPECIAL	2035	1810	2035H x 1810W SA2008T WITHIN
W-03	SA2007T	2035	730	
W-03	SA2007T	2035	730	
W-03	SA2007T	2035	730	
W-03	SA2007T	2035	730	
W-03	SA2007T	2035	730	
W-04	SXD2448	2400	4780	
W-05L	SXD2116_L	2100	1570	
W-06	SA1307	1370	730	
W-06	SA1307	1370	730	
W-06	SA1307	1370	730	
W-19R	SA1319_R SPECIAL	1370	1960	1370H x 1960W SA1308 WITHIN
W-20L	SA1324_L SPECIAL	1370	2410	1370H x 2410W SA1308 WITHIN
W-29	SA1007 OBS	1030	730	OBSCURE
W-30R	SA1014_R OBS	1030	1450	OBSCURE
W-31L	SA1322_L	1370	2170	
W-31L	SA1322_L	1370	2170	
W-31R	SA1322_R	1370	2170	
W-32	SF1308	1370	850	

DOOR SCHEDULE 1009

Door No.	Height	Leaf Width	O/A Frame Width
D-03L_6G	2400	920	1500
D-07	2100	820	900

DOOR SCHEDULE 1010

Door No.	Height	Leaf Width	O/A Frame Width
D-01L_6G	2400	920	1450
D-07	2100	820	900

DOOR SCHEDULE 1011

Door No.	Height	Leaf Width	O/A Frame Width
D-02L_8G	2400	920	1500
D-07	2100	820	900

DOOR SCHEDULE 1012

Door No.	Height	Leaf Width	O/A Frame Width
D-04_6G	2400	920	1000
D-07	2100	820	900

DOOR SCHEDULE 1013

Door No.	Height	Leaf Width	O/A Frame Width
D-05_8G	2400	920	1000
D-07	2100	820	900

DOOR SCHEDULE 1014

Door No.	Height	Leaf Width	O/A Frame Width
D-06R_8G	2400	920	1900
D-07	2100	820	900
D-08	2400	820	900

DOOR SCHEDULE 1015

Door No.	Height	Leaf Width	O/A Frame Width
D-07	2100	820	900
D-08	2400	820	900

DOOR SCHEDULE 1016

Door No.	Height	Leaf Width	O/A Frame Width
D-03L_6G	2400	920	1500
D-07	2100	820	900

FLOOR PLAN

720	DOOR LEAF SIZE - AS SHOWN @ 2340mm HIGH UNO
720L	DOOR LEAF SIZE - DOOR WITH LIFT-OFF HINGES
A/C	AIRCON CONDENSER
ACD	AIRCON DUCT
ACE	AIRCON EVAPORATOR
APG	ALUMINIUM PERGOLA TO DETAIL
BAL	BALUSTRADE
BAT	BATTERY STORAGE UNIT
BH	BULKHEAD OVER
BO	STRUCTURAL BEAM OVER TO ENGINEER'S DETAIL
BOW	BOTTOM OF WALL LEVEL
BW	STRUCTURAL BEAM IN WALL OVER
C	CUPBOARD
CL	CLOTHES LINE
CSD	CAVITY SLIDER DOOR
CT	COOKTOP
D	DOOR
DP	DOWNPIPE
DPS	DOWNPIPE & SPREADER
DS	DRYER SPACE
DW	DISHWASHER SPACE
EGL	EXISTING GROUND LEVEL
EXH/E	EXHAUST TO EAVES OR SOFFIT
EXH/R	EXHAUST TO ROOF
EXH/W	EXHAUST TO WALL
F	REFRIGERATOR SPACE
FRL	FINISHED RELATIVE LEVEL
FSC	FREE STANDING COOKER
GD	GARAGE DOOR OPENING AS SPECIFIED
GM	GAS METER
HC	HOSE COCK
HCR	HOSE COCK RECYCLE
HDC	HARDWARE DISTRIBUTION CABINET
HH	HEAD OF OPENING - HEIGHT AS NOTED
HRL	HANDRAIL - 1000mm HIGH MIN.
HWU	HOT WATER UNIT
IHWU	INSTANTANEOUS HOT WATER UNIT
INS	INSULATION
INV	INVERTER
L	LINEN
LB	LETTER BOX
LHW	LOW HEIGHT WALL - HEIGHT AS NOTED
LWO	LINE OF WALL OVER
MB	ELECTRICAL METERBOX
MH	MANHOLE/ ACCESS PANEL
MR	METAL ROOF - PITCH AS NOTED
MW	MICROWAVE SPACE
NBN	NATIONAL BROADBAND NETWORK
NCDP	NON COMBUSTIBLE DOWNPIPE (NSW ONLY)
OF	OVERFLOW
P	PANTRY
PCD	PREMISES CONNECTION DEVICE
PWM	NON POTABLE RECYCLED WATER METER
RH	RANGEHOOD
RL	REDUCED LEVEL
RWH	RAINWATER HEAD
RWT	RAINWATER TANK
S	STORAGE
S/D	STEPDOWN
SA	SMOKE ALARM
SCR	SCREEN
SK	SINK
SL	SKYLIGHT OVER
SN	SHOWER NICHE
SP	STRUCTURAL POST TO ENGINEER'S DETAIL
SRL	STRUCTURAL RELATIVE LEVEL
SS	SERVICE STACK
ST	STORAGE
TOW	TOP OF WALL LEVEL
TP	TIMBER POST - SIZE AS NOTED
TPG	TIMBER PERGOLA TO DETAIL
TR	TILED ROOF - PITCH AS NOTED
UBO	UNDER BENCH OVEN
VJ	VERTICAL JOINT
W	WINDOW
WIP	WALK-IN PANTRY
WMS	WASHING MACHINE SPACE
WM	WATER METER
WO	WALL OVEN
WTC	RAINWATER TANK CONTROL
XXXP	ENGAGED PIERS SPACINGS VARIES. CENTRES TO ENG'S DESIGN

TOTAL GROSS BUILDING AREAS - LOTS 09-16

Lot No.	Name	Area
1009	Ground Floor	88.2 m²
1009	First Floor	118.5 m²
1009	Garage	37.0 m²
1009	Alfresco	26.1 m²
1009	Porch	2.6 m²
		272.5 m²
1010	Ground Floor	88.2 m²
1010	First Floor	126.1 m²
1010	Garage	37.5 m²
1010	Alfresco	26.1 m²
1010	Balcony	7.2 m²
1010	Porch	2.5 m²
		287.7 m²
1011	Ground Floor	88.2 m²
1011	First Floor	115.9 m²
1011	Garage	37.2 m²
1011	Alfresco	26.1 m²
1011	Balcony	6.1 m²
1011	Porch	2.6 m²
		276.1 m²
1012	Ground Floor	78.9 m²
1012	First Floor	91.8 m²
1012	Garage	21.4 m²
1012	Alfresco	18.2 m²
1012	Porch	1.7 m²
		211.9 m²
1013	Ground Floor	78.9 m²
1013	First Floor	92.5 m²
1013	Garage	21.4 m²
1013	Alfresco	18.2 m²
1013	Porch	3.6 m²
		214.5 m²
1014	Ground Floor	91.0 m²
1014	First Floor	110.2 m²
1014	Garage	41.2 m²
1014	Alfresco	23.2 m²
1014	Balcony	7.6 m²
1014	Porch	6.3 m²
		279.6 m²
1015	Ground Floor	91.0 m²
1015	First Floor	110.3 m²
1015	Garage	41.2 m²
1015	Alfresco	23.2 m²
1015	Balcony	7.4 m²
1015	Porch	6.3 m²
		279.3 m²
1016	Ground Floor	88.2 m²
1016	First Floor	118.5 m²
1016	Garage	37.0 m²
1016	Alfresco	26.1 m²
1016	Porch	2.6 m²
		272.5 m²

1 GROUND FLOOR PLAN (LOTS 1009 - 1016)
1 : 200

Certificate No. #HR-MUVPB0-18
Scan QR code or follow website link for rating details.
Assessor name: Stefanie Simpson
Accreditation No.: HERA 10035
Property Address: 2 BULLECOURT AVENUE, MILPERRA, NSW, 2214
http://www.hero-software.com.au/pdf/HR-MUVPB0-18

date	rev	amendment
06.09.24	C	RE-ISSUE FOR CONSULTANTS
25.06.24	B	ISSUE FOR CONSULTANTS
10.04.24	A	ISSUE FOR REVIEW

MIRVAC DESIGN
architecture urban design interior design graphic design
Level 28 200 George St Sydney NSW 2000 T 02 9080 8000
Mirvac Design Pty.Ltd. ABN 78 003 359 153
Mirvac Design Nominated / Responsible Architects
Anita Verma Michael Wiener David Hirst Paromvong Sinbandhit Andrew La
https://www.mirvacdesign.com/nominated-architects

client: mirvac

project: WSU - MILPERRA
2 Bullecourt Avenue, Milperra NSW 2214
Stage: 1 Site: 01 Lot: 1001-1016

title: GROUND FLOOR PLANS - LOTS 1009-1016

job no: MB-10197
drawing no: S1-01-DA211
scale @ A1 : 1 : 200
date: 06.09.24 rev: C

Copyright of the design and other information shown here is owned by Mirvac Design pty. ltd. Reproduction or use of the design by any party for any purpose is expressly forbidden without the written permission of Mirvac Design pty. ltd.

6/09/2024 1:41:11 PM Autodesk Docs://Milperra WSU/WSU-AR-S1-Site 01-R24.rvt

WINDOW SCHEDULE - 1001

Window No.	Type	Height	Width	Description
W-01L	SA2016T_SPECIAL	2035	1570	2035H x 1570W SA2007T WITHIN
W-02L	SA2018T_L SPECIAL	2035	1810	2035H x 1810W SA2008T WITHIN
W-03	SA2007T	2035	730	
W-03	SA2007T	2035	730	
W-03	SA2007T	2035	730	
W-03	SA2007T	2035	730	
W-03	SA2007T	2035	730	
W-04	SXD2448	2400	4780	
W-05L	SXD2116_L	2100	1570	
W-06	SA1307	1370	730	
W-06	SA1307	1370	730	
W-13	SA1236 SPECIAL	1200	3680	1200H x 3680W SA1208 WITHIN
W-14	SXD2127	2100	2712	
W-29	SA1007 OBS	1030	730	OBSCURE
W-29	SA1007 OBS	1030	730	OBSCURE
W-30L	SA1014_L OBS	1030	1450	OBSCURE
W-31L	SA1322_L	1370	2170	
W-31L	SA1322_L	1370	2170	
W-31R	SA1322_R	1370	2170	
W-32	SF1308	1370	850	

DOOR SCHEDULE 1001

Door No.	Height	Leaf Width	O/A Frame Width
D-01L_6G	2400	920	1450
D-07	2100	820	900

WINDOW SCHEDULE - 1002

Window No.	Type	Height	Width	Description
W-01L	SA2016T_SPECIAL	2035	1570	2035H x 1570W SA2007T WITHIN
W-02L	SA2018T_L SPECIAL	2035	1810	2035H x 1810W SA2008T WITHIN
W-03	SA2007T	2035	730	
W-03	SA2007T	2035	730	
W-03	SA2007T	2035	730	
W-03	SA2007T	2035	730	
W-03	SA2007T	2035	730	
W-04	SXD2448	2400	4780	
W-05L	SXD2116_L	2100	1570	
W-06	SA1307	1370	730	
W-06	SA1307	1370	730	
W-15	SXD2132	2100	3162	
W-16	SA1326 SPECIAL	1370	2650	1200H x 2650W SA1207 WITHIN
W-29	SA1007 OBS	1030	730	OBSCURE
W-30R	SA1014_R OBS	1030	1450	OBSCURE
W-31L	SA1322_L	1370	2170	
W-31L	SA1322_L	1370	2170	
W-31R	SA1322_R	1370	2170	
W-32	SF1308	1370	850	

DOOR SCHEDULE 1002

Door No.	Height	Leaf Width	O/A Frame Width
D-02L_8G	2400	920	1500
D-07	2100	820	900

WINDOW SCHEDULE - 1003

Window No.	Type	Height	Width	Description
W-01L	SA2016T_SPECIAL	2035	1570	2035H x 1570W SA2007T WITHIN
W-02L	SA2018T_L SPECIAL	2035	1810	2035H x 1810W SA2008T WITHIN
W-03	SA2007T	2035	730	
W-03	SA2007T	2035	730	
W-03	SA2007T	2035	730	
W-03	SA2007T	2035	730	
W-03	SA2007T	2035	730	
W-04	SXD2448	2400	4780	
W-05L	SXD2116_L	2100	1570	
W-06	SA1307	1370	730	
W-06	SA1307	1370	730	
W-16	SA1326 SPECIAL	1370	2650	1200H x 2650W SA1207 WITHIN
W-17	SA1238 SPECIAL	1200	3780	1200H x 3780W SA1208 WITHIN
W-29	SA1007 OBS	1030	730	OBSCURE
W-30R	SA1014_R OBS	1030	1450	OBSCURE
W-31L	SA1322_L	1370	2170	
W-31L	SA1322_L	1370	2170	
W-31R	SA1322_R	1370	2170	
W-32	SF1308	1370	850	

DOOR SCHEDULE 1003

Door No.	Height	Leaf Width	O/A Frame Width
D-03L_6G	2400	920	1500
D-07	2100	820	900

WINDOW SCHEDULE - 1004

Window No.	Type	Height	Width	Description
W-01L	SA2016T_SPECIAL	2035	1570	2035H x 1570W SA2007T WITHIN
W-02L	SA2018T_L SPECIAL	2035	1810	2035H x 1810W SA2008T WITHIN
W-03	SA2007T	2035	730	
W-03	SA2007T	2035	730	
W-03	SA2007T	2035	730	
W-03	SA2007T	2035	730	
W-03	SA2007T	2035	730	
W-04	SXD2448	2400	4780	
W-05L	SXD2116_L	2100	1570	
W-06	SA1307	1370	730	
W-06	SA1307	1370	730	
W-14	SXD2127	2100	2712	
W-18R	SA1330_R SPECIAL	1370	3010	1370H x 3010W SA1308 WITHIN
W-29	SA1007 OBS	1030	730	OBSCURE
W-29	SA1007 OBS	1030	730	OBSCURE
W-30L	SA1014_L OBS	1030	1450	OBSCURE
W-31L	SA1322_L	1370	2170	
W-31L	SA1322_L	1370	2170	
W-31R	SA1322_R	1370	2170	
W-32	SF1308	1370	850	

DOOR SCHEDULE 1004

Door No.	Height	Leaf Width	O/A Frame Width
D-01L_6G	2400	920	1450
D-07	2100	820	900

WINDOW SCHEDULE - 1005

Window No.	Type	Height	Width	Description
W-01L	SA2016T_SPECIAL	2035	1570	2035H x 1570W SA2007T WITHIN
W-02L	SA2018T_L SPECIAL	2035	1810	2035H x 1810W SA2008T WITHIN
W-03	SA2007T	2035	730	
W-03	SA2007T	2035	730	
W-03	SA2007T	2035	730	
W-03	SA2007T	2035	730	
W-03	SA2007T	2035	730	
W-04	SXD2448	2400	4780	
W-05L	SXD2116_L	2100	1570	
W-06	SA1307	1370	730	
W-06	SA1307	1370	730	
W-06	SA1307	1370	730	
W-19R	SA1319_R SPECIAL	1370	1960	1370H x 1960W SA1308 WITHIN
W-20L	SA1324_L SPECIAL	1370	2410	1370H x 2410W SA1308 WITHIN
W-29	SA1007 OBS	1030	730	OBSCURE
W-30R	SA1014_R OBS	1030	1450	OBSCURE
W-31L	SA1322_L	1370	2170	
W-31L	SA1322_L	1370	2170	
W-31R	SA1322_R	1370	2170	
W-32	SF1308	1370	850	

DOOR SCHEDULE 1005

Door No.	Height	Leaf Width	O/A Frame Width
D-03L_6G	2400	920	1500
D-07	2100	820	900

WINDOW SCHEDULE - 1006

Window No.	Type	Height	Width	Description
W-01L	SA2016T_SPECIAL	2035	1570	2035H x 1570W SA2007T WITHIN
W-02L	SA2018T_L SPECIAL	2035	1810	2035H x 1810W SA2008T WITHIN
W-03	SA2007T	2035	730	
W-03	SA2007T	2035	730	
W-03	SA2007T	2035	730	
W-03	SA2007T	2035	730	
W-03	SA2007T	2035	730	
W-04	SXD2448	2400	4780	
W-05L	SXD2116_L	2100	1570	
W-06	SA1307	1370	730	
W-06	SA1307	1370	730	
W-15	SXD2132	2100	3162	
W-16	SA1326 SPECIAL	1370	2650	1200H x 2650W SA1207 WITHIN
W-29	SA1007 OBS	1030	730	OBSCURE
W-30R	SA1014_R OBS	1030	1450	OBSCURE
W-31L	SA1322_L	1370	2170	
W-31R	SA1322_R	1370	2170	
W-31R	SA1322_R	1370	2170	
W-32	SF1308	1370	850	

DOOR SCHEDULE 1006

Door No.	Height	Leaf Width	O/A Frame Width
D-02L_8G	2400	920	1500
D-07	2100	820	900

WINDOW SCHEDULE - 1007

Window No.	Type	Height	Width	Description
W-01L	SA2016T_SPECIAL	2035	1570	2035H x 1570W SA2007T WITHIN
W-02L	SA2018T_L SPECIAL	2035	1810	2035H x 1810W SA2008T WITHIN
W-03	SA2007T	2035	730	
W-03	SA2007T	2035	730	
W-03	SA2007T	2035	730	
W-03	SA2007T	2035	730	
W-03	SA2007T	2035	730	
W-04	SXD2448	2400	4780	
W-05L	SXD2116_L	2100	1570	
W-06	SA1307	1370	730	
W-13	SA1236 SPECIAL	1200	3680	1200H x 3680W SA1208 WITHIN
W-22	SA1807T	1800	730	
W-29	SA1007 OBS	1030	730	OBSCURE
W-29	SA1007 OBS	1030	730	OBSCURE
W-30L	SA1014_L OBS	1030	1450	OBSCURE
W-31L	SA1322_L	1370	2170	
W-31R	SA1322_R	1370	2170	
W-31R	SA1322_R	1370	2170	
W-32	SF1308	1370	850	

DOOR SCHEDULE 1007

Door No.	Height	Leaf Width	O/A Frame Width
D-01L_6G	2400	920	1450
D-07	2100	820	900

WINDOW SCHEDULE - 1008

Window No.	Type	Height	Width	Description
W-01L	SA2016T_SPECIAL	2035	1570	2035H x 1570W SA2007T WITHIN
W-02L	SA2018T_L SPECIAL	2035	1810	2035H x 1810W SA2008T WITHIN
W-03	SA2007T	2035	730	
W-03	SA2007T	2035	730	
W-03	SA2007T	2035	730	
W-03	SA2007T	2035	730	
W-03	SA2007T	2035	730	
W-04	SXD2448	2400	4780	
W-05L	SXD2116_L	2100	1570	
W-06	SA1307	1370	730	
W-06	SA1307	1370	730	
W-15	SXD2132	2100	3162	
W-16	SA1326 SPECIAL	1370	2650	1200H x 2650W SA1207 WITHIN
W-29	SA1007 OBS	1030	730	OBSCURE
W-30R	SA1014_R OBS	1030	1450	OBSCURE
W-31L	SA1322_L	1370	2170	
W-31L	SA1322_L	1370	2170	
W-31R	SA1322_R	1370	2170	
W-32	SF1308	1370	850	

DOOR SCHEDULE 1008

Door No.	Height	Leaf Width	O/A Frame Width
D-02L_8G	2400	920	1500
D-07	2100	820	900

FLOOR PLAN

720	DOOR LEAF SIZE - AS SHOWN @ 2340mm HIGH UNO
720L	DOOR LEAF SIZE - DOOR WITH LIFT-OFF HINGES
A/C	AIRCON CONDENSER
ACD	AIRCON DUCT
ACE	AIRCON EVAPORATOR
APG	ALUMINIUM PERGOLA TO DETAIL
BAL	BALUSTRADE
BAT	BATTERY STORAGE UNIT
BH	BULKHEAD OVER
BO	STRUCTURAL BEAM OVER TO ENGINEER'S DETAIL
BOW	BOTTOM OF WALL LEVEL
BW	STRUCTURAL BEAM IN WALL OVER
C	CUPBOARD
CL	CLOTHES LINE
CSD	CAVITY SLIDER DOOR
CT	COOKTOP
D	DOOR
DP	DOWNPIPE
DPS	DOWNPIPE & SPREADER
DS	DRYER SPACE
DW	DISHWASHER SPACE
EGL	EXISTING GROUND LEVEL
EXHE	EXHAUST TO EAVES OR SOFFIT
EXHR	EXHAUST TO ROOF
EXHW	EXHAUST TO WALL
F	REFRIGERATOR SPACE
FRL	FINISHED RELATIVE LEVEL
FSC	FREE STANDING COOKER
GD	GARAGE DOOR OPENING AS SPECIFIED
GM	GAS METER
HC	HOSE COCK
HCR	HOSE COCK RECYCLE
HDC	HARDWARE DISTRIBUTION CABINET
HH	HEAD OF OPENING - HEIGHT AS NOTED
HRL	HANDRAIL - 1000mm HIGH MIN.
HWU	HOT WATER UNIT
IHWU	INSTANTANEOUS HOT WATER UNIT
INS	INSULATION
INV	INVERTER
L	LINEN
LB	LETTER BOX
LHW	LOW HEIGHT WALL - HEIGHT AS NOTED
LWO	LINE OF WALL OVER
MB	ELECTRICAL METERBOX
MH	MANHOLE/ ACCESS PANEL
MR	METAL ROOF - PITCH AS NOTED
MW	MICROWAVE SPACE
NBN	NATIONAL BROADBAND NETWORK
NCDP	NON COMBUSTIBLE DOWNPIPE (NSW ONLY)
OF	OVERFLOW
P	PANTRY
PCD	PREMISES CONNECTION DEVICE
PWM	NON POTABLE RECYCLED WATER METER
RH	RANGEHOOD
RL	REDUCED LEVEL
RWH	RAINWATER HEAD
RWT	RAINWATER TANK
S	STORAGE
SD	STEPDOWN
SA	SMOKE ALARM
SCR	SCREEN
SK	SINK
SL	SKYLIGHT OVER
SN	SHOWER NICHE
SP	STRUCTURAL POST TO ENGINEER'S DETAIL
SRL	STRUCTURAL RELATIVE LEVEL
SS	SERVICE STACK
ST	STORAGE
TOW	TOP OF WALL LEVEL
TP	TIMBER POST - SIZE AS NOTED
TPG	TIMBER PERGOLA TO DETAIL
TR	TILED ROOF - PITCH AS NOTED
UBO	UNDER BENCH OVEN
VJ	VERTICAL JOINT
W	WINDOW
WIP	WALK-IN PANTRY
WMS	WASHING MACHINE SPACE
WM	WATER METER
WO	WALL OVEN
WTC	RAINWATER TANK CONTROL
XXXP	ENGAGED PIERS SPACINGS VARIES. CENTRES TO ENG'S DESIGN

1 DA/TP - FIRST FLOOR PLAN - LOTS 1001-1008

TOTAL GROSS BUILDING AREAS- LOTS 01-08

Lot No.	Name	Area
1001	Ground Floor	88.2 m²
1001	First Floor	126.1 m²
1001	Garage	37.5 m²
1001	Alfresco	26.1 m²
1001	Balcony	7.4 m²
1001	Porch	2.5 m²
		287.9 m²
1002	Ground Floor	88.3 m²
1002	First Floor	115.9 m²
1002	Garage	37.2 m²
1002	Alfresco	26.1 m²
1002	Balcony	6.1 m²
1002	Porch	2.5 m²
		276.1 m²
1003	Ground Floor	88.2 m²
1003	First Floor	119.2 m²
1003	Alfresco	26.1 m²
1003	Garage	37.0 m²
1003	Porch	2.7 m²
		273.2 m²
1004	Ground Floor	88.2 m²
1004	First Floor	125.3 m²
1004	Garage	37.5 m²
1004	Alfresco	26.1 m²
1004	Balcony	7.3 m²
1004	Porch	2.5 m²
		286.9 m²
1005	Ground Floor	88.2 m²
1005	First Floor	118.5 m²
1005	Garage	37.0 m²
1005	Alfresco	26.1 m²
1005	Porch	2.6 m²
		272.5 m²
1006	Ground Floor	88.2 m²
1006	First Floor	115.9 m²
1006	Garage	37.2 m²
1006	Alfresco	26.1 m²
1006	Balcony	6.1 m²
1006	Porch	2.6 m²
		276.1 m²
1007	Ground Floor	88.2 m²
1007	First Floor	128.2 m²
1007	Garage	37.0 m²
1007	Alfresco	26.1 m²
1007	Porch	2.5 m²
		282.1 m²
1008	Ground Floor	88.3 m²
1008	First Floor	115.9 m²
1008	Garage	37.2 m²
1008	Alfresco	26.1 m²
1008	Balcony	6.1 m²
1008	Porch	2.5 m²
		276.1 m²

Certificate No. #HR-MUVPB0-18
Scan QR code or follow website link for rating details.
Assessor name : Stefanie Simpson
Accreditation No. : HBRA 10035
Property Address : 2 BULLECOURT AVENUE, MILPERRA, NSW. 2214
http://www.hero-software.com.au/pdf/HR-MUVPB0-18

date	rev	amendment
06.09.24	C	RE-ISSUE FOR CONSULTANTS
25.06.24	B	ISSUE FOR CONSULTANTS
10.04.24	A	ISSUE FOR REVIEW

MIRVAC DESIGN
Level 28 220 George St Sydney NSW 2000 T 02 9080 8000
architecture interior design landscape design graphic design
Mirvac Design Pty Ltd. ABN 78 003 359 153
Mirvac Design Nominated / Responsible Architects
Anita Verma Michael Wenner David Hirst Paramvung Sinbandhit Andrew La
https://www.mirvacdesign.com/nominated-architects

client: mirvac

project: WSU - MILPERRA
2 Bullecourt Avenue, Milperra NSW 2214
Stage: 1 Site: 01 Lot: 1001-1016

title: FIRST FLOOR PLANS - LOTS 1001-1008

job no: MB-10197
drawing no: S1-01-DA220
scale @ A1 : 1 : 200
date: 06.09.24 rev: C

Copyright of the design and other information shown here is owned by Mirvac Design pty. ltd. Reproduction or use of the design by any party for any purpose is expressly forbidden without the written permission of Mirvac Design pty. ltd.

WINDOW SCHEDULE - 1009

Window No.	Type	Height	Width	Description
W-01L	SA2016T_SPECIAL	2035	1570	2035H x 1570W SA2007T WITHIN
W-02L	SA2018T_L SPECIAL	2035	1810	2035H x 1810W SA2008T WITHIN
W-03	SA2007T	2035	730	
W-03	SA2007T	2035	730	
W-03	SA2007T	2035	730	
W-03	SA2007T	2035	730	
W-03	SA2007T	2035	730	
W-04	SXD2448	2400	4780	
W-05L	SXD2116_L	2100	1570	
W-06	SA1307	1370	730	
W-06	SA1307	1370	730	
W-06	SA1307	1370	730	
W-19R	SA1319_R SPECIAL	1370	1960	1370H x 1960W SA1308 WITHIN
W-20L	SA1324_L SPECIAL	1370	2410	1370H x 2410W SA1308 WITHIN
W-29	SA1007 OBS	1030	730	OBSCURE
W-30R	SA1014_R OBS	1030	1450	OBSCURE
W-31L	SA1322_L	1370	2170	
W-31L	SA1322_L	1370	2170	
W-31R	SA1322_R	1370	2170	
W-32	SF1308	1370	850	

DOOR SCHEDULE 1009

Door No.	Height	Leaf Width	O/A Frame Width
D-03L_6G	2400	920	1500
D-07	2100	820	900

WINDOW SCHEDULE - 1010

Window No.	Type	Height	Width	Description
W-01L	SA2016T_SPECIAL	2035	1570	2035H x 1570W SA2007T WITHIN
W-02L	SA2018T_L SPECIAL	2035	1810	2035H x 1810W SA2008T WITHIN
W-03	SA2007T	2035	730	
W-03	SA2007T	2035	730	
W-03	SA2007T	2035	730	
W-03	SA2007T	2035	730	
W-03	SA2007T	2035	730	
W-04	SXD2448	2400	4780	
W-05L	SXD2116_L	2100	1570	
W-06	SA1307	1370	730	
W-06	SA1307	1370	730	
W-13	SA1236 SPECIAL	1200	3680	1200H x 3680W SA1208 WITHIN
W-14	SXD2127	2100	2712	
W-29	SA1007 OBS	1030	730	OBSCURE
W-29	SA1007 OBS	1030	730	OBSCURE
W-30L	SA1014_L OBS	1030	1450	OBSCURE
W-31L	SA1322_L	1370	2170	
W-31L	SA1322_L	1370	2170	
W-31R	SA1322_R	1370	2170	
W-32	SF1308	1370	850	

DOOR SCHEDULE 1010

Door No.	Height	Leaf Width	O/A Frame Width
D-01L_6G	2400	920	1450
D-07	2100	820	900

WINDOW SCHEDULE - 1011

Window No.	Type	Height	Width	Description
W-01L	SA2016T_SPECIAL	2035	1570	2035H x 1570W SA2007T WITHIN
W-02L	SA2018T_L SPECIAL	2035	1810	2035H x 1810W SA2008T WITHIN
W-03	SA2007T	2035	730	
W-03	SA2007T	2035	730	
W-03	SA2007T	2035	730	
W-03	SA2007T	2035	730	
W-03	SA2007T	2035	730	
W-04	SXD2448	2400	4780	
W-05L	SXD2116_L	2100	1570	
W-06	SA1307	1370	730	
W-06	SA1307	1370	730	
W-15	SXD2132	2100	3162	
W-16	SA1326 SPECIAL	1370	2650	1200H x 2650W SA1207 WITHIN
W-29	SA1007 OBS	1030	730	OBSCURE
W-30R	SA1014_R OBS	1030	1450	OBSCURE
W-31L	SA1322_L	1370	2170	
W-31L	SA1322_L	1370	2170	
W-31R	SA1322_R	1370	2170	
W-32	SF1308	1370	850	

DOOR SCHEDULE 1011

Door No.	Height	Leaf Width	O/A Frame Width
D-02L_8G	2400	920	1500
D-07	2100	820	900

WINDOW SCHEDULE - 1012

Window No.	Type	Height	Width	Description
W-02L	SA2018T_L SPECIAL	2035	1810	2035H x 1810W SA2008T WITHIN
W-06	SA1307	1370	730	
W-10	SXD2442	2400	4180	
W-11	SA2008T	2035	850	
W-11	SA2008T	2035	850	
W-11	SA2008T	2035	850	
W-11	SA2008T	2035	850	
W-12	SA1006 OBS	1030	610	OBSCURE
W-23L	SA1318_L	1370	1810	
W-23R	SA1318_R	1370	1810	
W-23R	SA1318_R	1370	1810	
W-23R	SA1318_R	1370	1810	
W-24	SA1308	1370	850	
W-38	SF2007	2035	730	
W-39	SF1307	1370	730	
W-40	SA1208 OBS	1370	850	OBSCURE

DOOR SCHEDULE 1012

Door No.	Height	Leaf Width	O/A Frame Width
D-04_6G	2400	920	1000
D-07	2100	820	900

WINDOW SCHEDULE - 1013

Window No.	Type	Height	Width	Description
W-02R	SA2018T_R SPECIAL	2035	1810	2035H x 1810W SA2008T WITHIN
W-06	SA1307	1370	730	
W-10	SXD2442	2400	4180	
W-11	SA2008T	2035	850	
W-11	SA2008T	2035	850	
W-11	SA2008T	2035	850	
W-11	SA2008T	2035	850	
W-23R	SA1318_R	1370	1810	
W-23R	SA1318_R	1370	1810	
W-23R	SA1318_R	1370	1810	
W-25R	SA1320_R SPECIAL	1370	2080	1370H x 2080W SA1308 WITHIN
W-26	AF2006	2035	610	
W-27	SF0613 SPECIAL	600	1340	600H x 1340W
W-37	SA0607	600	730	
W-38	SF2007	2035	730	
W-39	SF1307	1370	730	
W-40	SA1208 OBS	1370	850	OBSCURE

DOOR SCHEDULE 1013

Door No.	Height	Leaf Width	O/A Frame Width
D-05_8G	2400	920	1000
D-07	2100	820	900

WINDOW SCHEDULE - 1014

Window No.	Type	Height	Width	Description
W-04	SXD2448	2400	4780	
W-06	SA1307	1370	730	
W-07L	SA2024T_L SPECIAL	2035	2410	2035H x 2410W SA2008T WITHIN
W-08	SA1206	1200	610	
W-08	SA1206 OBS	1200	610	OBSCURE
W-09	SA2006T	2035	610	
W-14	SXD2127	2100	2712	
W-28	SA1306	1370	610	
W-29	SA1007 OBS	1030	730	OBSCURE
W-33L	SA1218_L	1200	1810	
W-33L	SA1218_L	1200	1810	
W-33L	SA1218_L	1200	1810	
W-33R	SA1218_R	1200	1810	
W-34	SA1207	1200	730	
W-34	SA1207	1200	730	
W-36	SF1007	1030	730	

DOOR SCHEDULE 1014

Door No.	Height	Leaf Width	O/A Frame Width
D-06R_8G	2400	920	1900
D-07	2100	820	900
D-08	2400	820	900

WINDOW SCHEDULE - 1015

Window No.	Type	Height	Width	Description
W-04	SXD2448	2400	4780	
W-06	SA1307	1370	730	
W-07R	SA2024T_R SPECIAL	2035	2410	2035H x 2410W SA2008T WITHIN
W-08	SA1206	1200	610	
W-08	SA1206 OBS	1200	610	OBSCURE
W-09	SA2006T	2035	610	
W-14	SXD2127	2100	2712	
W-28	SA1306	1370	610	
W-29	SA1007 OBS	1030	730	OBSCURE
W-33R	SA1218_R	1200	1810	
W-33R	SA1218_R	1200	1810	
W-33R	SA1218_R	1200	1810	
W-34	SA1207	1200	730	
W-35L	SA1018_L SPECIAL	1030	1810	1030H x 1810W SA1007 WITHIN
W-36	SF1007	1030	730	

DOOR SCHEDULE 1015

Door No.	Height	Leaf Width	O/A Frame Width
D-07	2100	820	900
D-08	2400	820	900

WINDOW SCHEDULE - 1016

Window No.	Type	Height	Width	Description
W-01L	SA2016T_SPECIAL	2035	1570	2035H x 1570W SA2007T WITHIN
W-02L	SA2018T_L SPECIAL	2035	1810	2035H x 1810W SA2008T WITHIN
W-03	SA2007T	2035	730	
W-03	SA2007T	2035	730	
W-03	SA2007T	2035	730	
W-03	SA2007T	2035	730	
W-03	SA2007T	2035	730	
W-04	SXD2448	2400	4780	
W-05L	SXD2116_L	2100	1570	
W-06	SA1307	1370	730	
W-06	SA1307	1370	730	
W-06	SA1307	1370	730	
W-19R	SA1319_R SPECIAL	1370	1960	1370H x 1960W SA1308 WITHIN
W-20L	SA1324_L SPECIAL	1370	2410	1370H x 2410W SA1308 WITHIN
W-29	SA1007 OBS	1030	730	OBSCURE
W-30R	SA1014_R OBS	1030	1450	OBSCURE
W-31L	SA1322_L	1370	2170	
W-31L	SA1322_L	1370	2170	
W-31R	SA1322_R	1370	2170	
W-32	SF1308	1370	850	

DOOR SCHEDULE 1016

Door No.	Height	Leaf Width	O/A Frame Width
D-03L_6G	2400	920	1500
D-07	2100	820	900

FLOOR PLAN

720	DOOR LEAF SIZE - AS SHOWN @ 2340mm HIGH UNO
720L	DOOR LEAF SIZE - DOOR WITH LIFT-OFF HINGES
A/C	AIRCON CONDENSER
ACD	AIRCON DUCT
ACE	AIRCON EVAPORATOR
APG	ALUMINIUM PERGOLA TO DETAIL
BAL	BALUSTRADE
BAT	BATTERY STORAGE UNIT
BH	BULKHEAD OVER
BO	STRUCTURAL BEAM OVER TO ENGINEER'S DETAIL
BOW	BOTTOM OF WALL LEVEL
BW	STRUCTURAL BEAM IN WALL OVER
C	CUPBOARD
CL	CLOTHES LINE
CSD	CAVITY SLIDER DOOR
CT	COOKTOP
D	DOOR
DP	DOWNPIPE
DPS	DOWNPIPE & SPREADER
DS	DRYER SPACE
DW	DISHWASHER SPACE
EGL	EXISTING GROUND LEVEL
EXHE	EXHAUST TO EAVES OR SOFFIT
EXHR	EXHAUST TO ROOF
EXHW	EXHAUST TO WALL
F	REFRIGERATOR SPACE
FRL	FINISHED RELATIVE LEVEL
FSC	FREE STANDING COOKER
GD	GARAGE DOOR OPENING AS SPECIFIED
GM	GAS METER
HC	HOSE COCK
HCR	HOSE COCK RECYCLE
HDC	HARDWARE DISTRIBUTION CABINET
HH	HEAD OF OPENING - HEIGHT AS NOTED
HRL	HANDRAIL - 1000mm HIGH MIN.
HWU	HOT WATER UNIT
IHWU	INSTANTANEOUS HOT WATER UNIT
INS	INSULATION
INV	INVERTER
L	LINEN
LB	LETTER BOX
LHW	LOW HEIGHT WALL - HEIGHT AS NOTED
LWO	LINE OF WALL OVER
MB	ELECTRICAL METERBOX
MH	MANHOLE/ ACCESS PANEL
MR	METAL ROOF - PITCH AS NOTED
MW	MICROWAVE SPACE
NBN	NATIONAL BROADBAND NETWORK
NCDP	NON COMBUSTIBLE DOWNPIPE (NSW ONLY)
OF	OVERFLOW
P	PANTRY
PCD	PREMISES CONNECTION DEVICE
PWM	NON POTABLE RECYCLED WATER METER
RH	RANGEHOOD
RL	REDUCED LEVEL
RWH	RAINWATER HEAD
RWT	RAINWATER TANK
S	STORAGE
SD	STEPDOWN
SA	SMOKE ALARM
SCR	SCREEN
SK	SINK
SL	SKYLIGHT OVER
SN	SHOWER NICHE
SP	STRUCTURAL POST TO ENGINEER'S DETAIL
SRL	STRUCTURAL RELATIVE LEVEL
SS	SERVICE STACK
ST	STORAGE
TOW	TOP OF WALL LEVEL
TP	TIMBER POST - SIZE AS NOTED
TPG	TIMBER PERGOLA TO DETAIL
TR	TILED ROOF - PITCH AS NOTED
UBO	UNDER BENCH OVEN
VJ	VERTICAL JOINT
W	WINDOW
WIP	WALK-IN PANTRY
WMS	WASHING MACHINE SPACE
WM	WATER METER
WO	WALL OVEN
WTC	RAINWATER TANK CONTROL
XXXP	ENGAGED PIERS SPACINGS VARIES. CENTRES TO ENG'S DESIGN

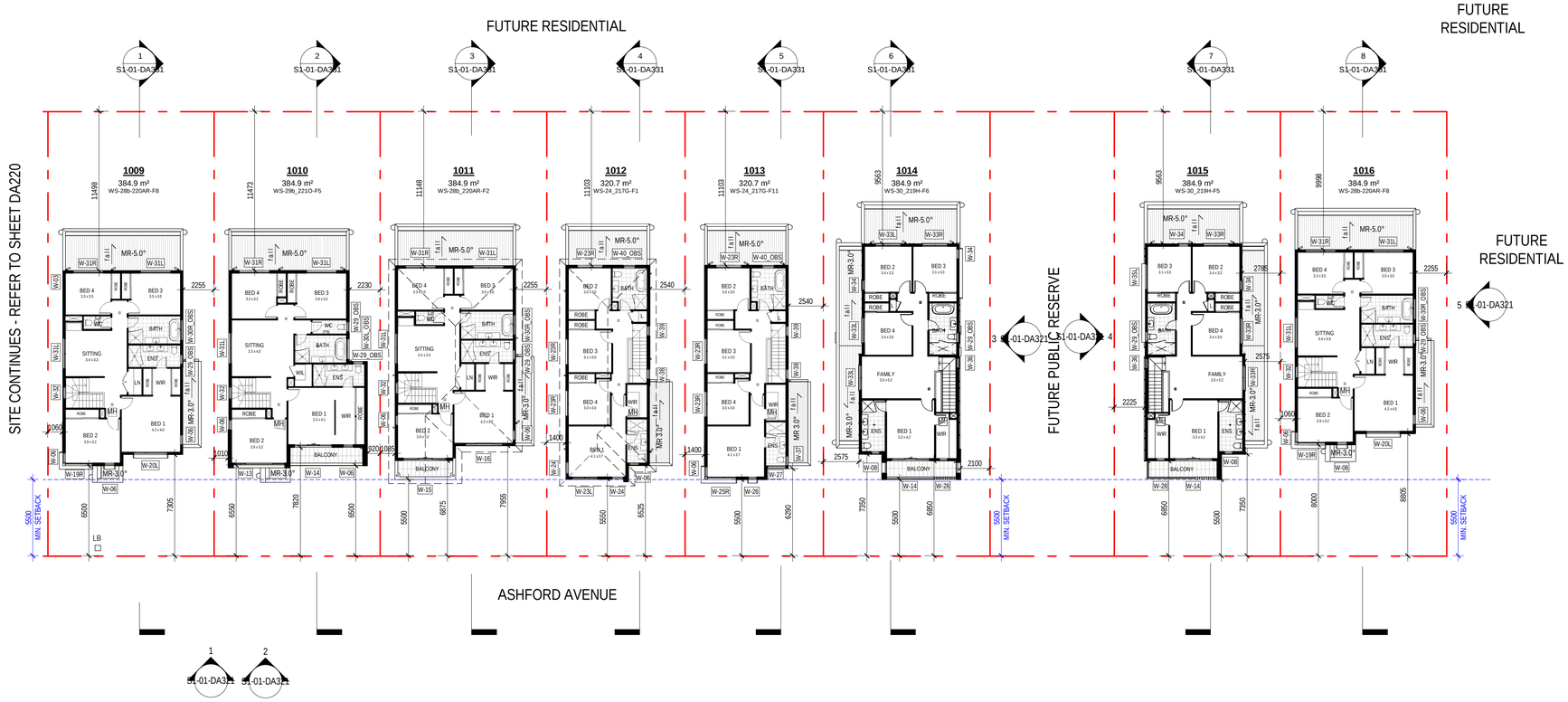

1 DA/TP - FIRST FLOOR PLAN - LOTS 1009-1016

TOTAL GROSS BUILDING AREAS - LOTS 09-16

Lot No.	Name	Area
1009	Ground Floor	88.2 m²
1009	First Floor	118.5 m²
1009	Garage	37.0 m²
1009	Alfresco	26.1 m²
1009	Porch	2.6 m²
		272.5 m²
1010	Ground Floor	88.2 m²
1010	First Floor	126.1 m²
1010	Garage	37.5 m²
1010	Alfresco	26.1 m²
1010	Balcony	7.2 m²
1010	Porch	2.5 m²
		287.7 m²
1011	Ground Floor	88.2 m²
1011	First Floor	115.9 m²
1011	Garage	37.2 m²
1011	Alfresco	26.1 m²
1011	Balcony	6.1 m²
1011	Porch	2.6 m²
		276.1 m²
1012	Ground Floor	78.9 m²
1012	First Floor	91.8 m²
1012	Garage	21.4 m²
1012	Alfresco	18.2 m²
1012	Porch	1.7 m²
		211.9 m²
1013	Ground Floor	78.9 m²
1013	First Floor	92.5 m²
1013	Garage	21.4 m²
1013	Alfresco	18.2 m²
1013	Porch	3.6 m²
		214.5 m²
1014	Ground Floor	91.0 m²
1014	First Floor	110.2 m²
1014	Garage	41.2 m²
1014	Alfresco	23.2 m²
1014	Balcony	7.6 m²
1014	Porch	6.3 m²
		279.6 m²
1015	Ground Floor	91.0 m²
1015	First Floor	110.3 m²
1015	Garage	41.2 m²
1015	Alfresco	23.2 m²
1015	Balcony	7.4 m²
1015	Porch	6.3 m²
		279.3 m²
1016	Ground Floor	88.2 m²
1016	First Floor	118.5 m²
1016	Garage	37.0 m²
1016	Alfresco	26.1 m²
1016	Porch	2.6 m²
		272.5 m²

Certificate No. #HR-MUVPB0-18
Scan QR code or follow website link for rating details.
Assessor name: Stefanie Simpson
Accreditation No.: HERA 10035
Property Address: 2 BULLECOURT AVENUE, MILPERRA, NSW, 2214
http://www.hero-software.com.au/pdf/HR-MUVPB0-18

date	rev	amendment
06.09.24	C	RE-ISSUE FOR CONSULTANTS
25.06.24	B	ISSUE FOR CONSULTANTS
10.04.24	A	ISSUE FOR REVIEW

MIRVAC DESIGN
architecture & urban design landscape design graphic design
Level 28 200 George St Sydney NSW 2000 T 02 8080 8000
Mirvac Design Pty Ltd. ABN 76 003 359 313
Mirvac Design Nominated / Responsible Architects
Anita Verma Michael Wiener David Hirst Paramvong Siribandhit Andrew La
https://www.mirvacdesign.com/nominated-architects

client: mirvac

project: WSU - MILPERRA
2 Bullecourt Avenue, Milperra NSW 2214
Stage: 1 Site: 01 Lot: 1001-1016

title: FIRST FLOOR PLANS - LOTS 1009-1016

job no: MB-10197
drawing no: S1-01-DA221
scale @ A1 : 1 : 200
date: 06.09.24 rev: C

Copyright of the design and other information shown here is owned by Mirvac Design pty. ltd. Reproduction or use of the design by any party for any purpose is expressly forbidden without the written permission of Mirvac Design pty. ltd.

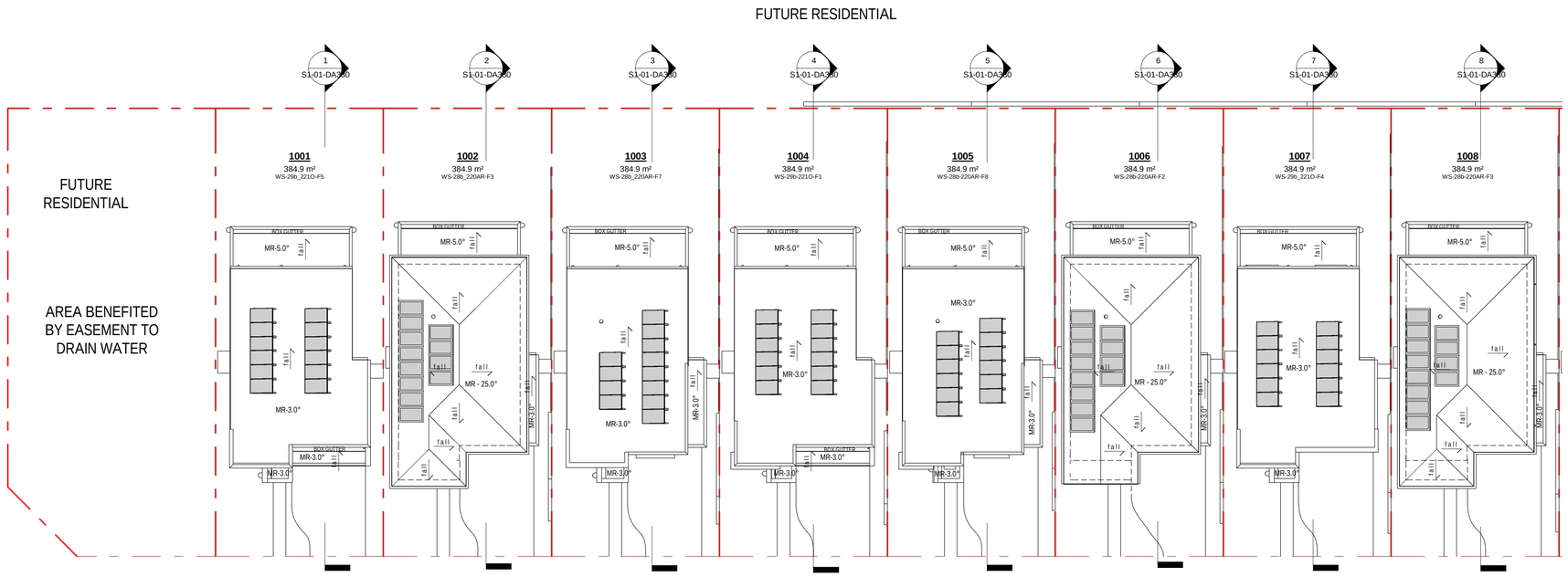

1 DA/TP - ROOF PLAN - LOTS 1001-1008
1 : 200

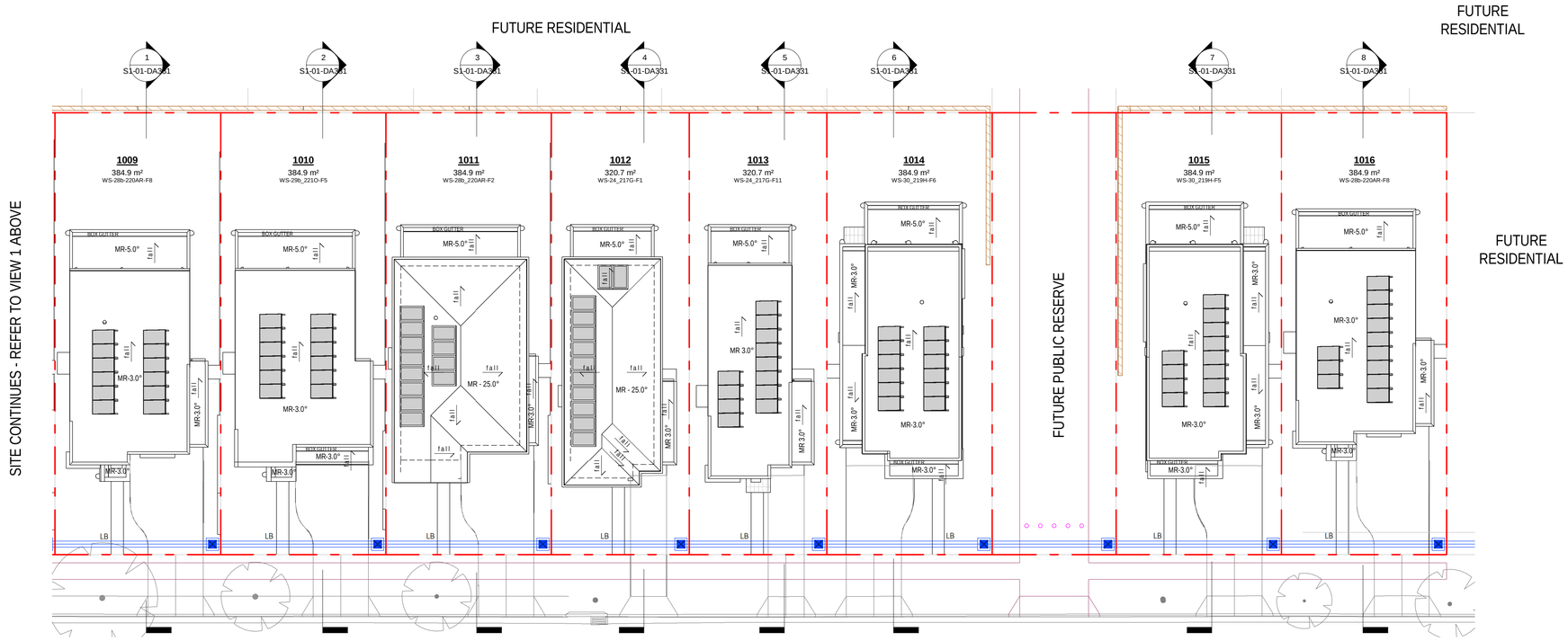

2 DA/TP - ROOF PLAN - LOTS 1009-1016
1 : 200

ROOF PLAN	
APG	ALUMINIUM PERGOLA TO DETAIL
BG	BOX GUTTER
DP	DOWNPIPE
DPS	DOWNPIPE & SPREADER
DP-100	DOWNPIPE 100mm DIA
EXHR	EXHAUST TO ROOF
MR	METAL ROOF
OF	OVERFLOW
PV	PHOTOVOLTAIC SOLAR PANEL
RWH	RAINWATER HEAD
SHWP	SOLAR HOT WATER PANEL
SL	SKY LIGHT
TPG	TIMBER PERGOLA TO DETAIL
TR	TILED ROOF - PITCH AS NOTED
	RAKED SOFFIT
	FIRE RATED EAVES/SOFFIT

Certificate No. #HR-MUVPB0-18
Scan QR code or follow website link for rating details.
Assessor name: Stefanie Simpson
Accreditation No.: HERA 10035
Property Address: 2 BULLECOURT AVENUE, MILPERRA, NSW, 2214
http://www.hera-software.com.au/pd/HR-MUVPB0-18

date	rev	amendment
06.09.24	C	RE-ISSUE FOR CONSULTANTS
25.06.24	B	ISSUE FOR CONSULTANTS
10.04.24	A	ISSUE FOR REVIEW

MIRVAC DESIGN
Level 28 200 George St
Sydney NSW 2000
T 02 9080 8000
architecture
urban design
interior design
graphic design
Mirvac Design Pty Ltd.
ABN 76 003 359 313
Mirvac Design Nominated / Responsible Architects
Anita Verma Michael Wiener David Hirst Paromvong Siribandhit Andrew La
https://www.mirvacdesign.com/nominated-architects

client: mirvac

project: WSU - MILPERRA
2 Bullecourt Avenue, Milperra NSW 2214
Stage: 1 Site: 01 Lot: 1001-1016

title: ROOF PLANS

job no: MB-10197
drawing no: S1-01-DA230
scale @ A1 : 1 : 200
date: 06.09.24 rev: C

Copyright of the design and other information shown here is owned by Mirvac Design pty. ltd. Reproduction or use of the design by any party for any purpose is expressly forbidden without the written permission of Mirvac Design pty. ltd.

0mm 100mm 200mm 300mm

EXTERNAL FINISHES WALL TYPE	
EXTENT OF FINISHES INDICATED ONLY. REFER TO FINISHES SCHEDULE.	
FBW	FACE BRICKWORK
RBW	RENDERED BRICKWORK
RHP - 75	RENDERED HEBEL PANEL 75
RHP - 50	RENDERED HEBEL PANEL 50
VB	LIGHTWEIGHT CLADDING - VERTICAL RIB TIMBER LOOK
TL	TILE FEATURE CLADDING
LWC - H	LIGHT WEIGHT CLADDING - HORIZONTAL
LWS	RENDERED LIGHTWEIGHT SHEET CLADDING
LWS - B	PAINTED LIGHTWEIGHT SHEET CLADDING WITH FEATURE BATTENS

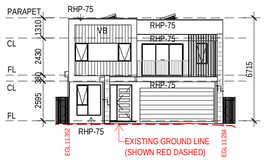

1 1001 FRONT
1 : 200

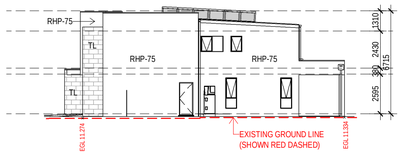

2 1001 SIDE A
1 : 200

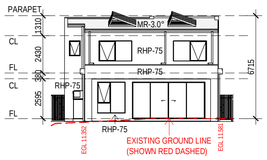

3 1001 REAR
1 : 200

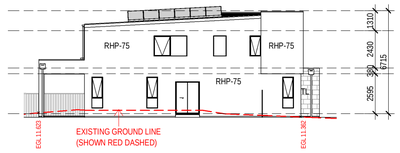

4 1001 SIDE B
1 : 200

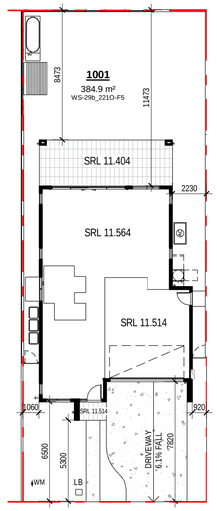

5 DA/TP 1001 NOTIFICATION PLAN
1 : 200

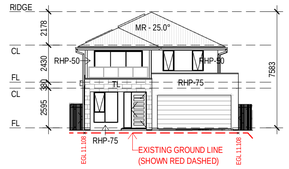

6 1002 FRONT
1 : 200

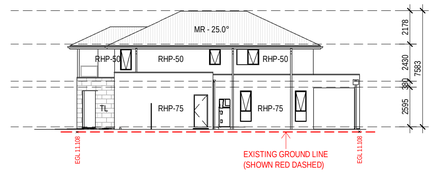

7 1002 SIDE A
1 : 200

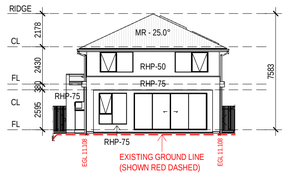

8 1002 REAR
1 : 200

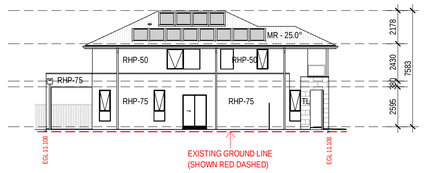

9 1002 SIDE B
1 : 200

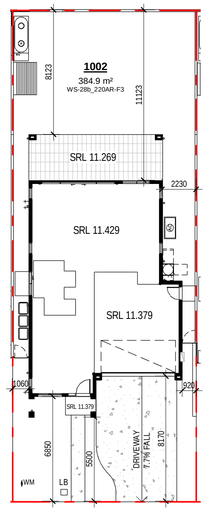

10 DA/TP 1002 NOTIFICATION PLAN
1 : 200

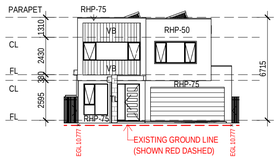

11 1003 FRONT
1 : 200

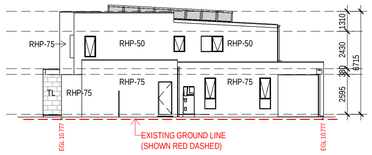

12 1003 SIDE A
1 : 200

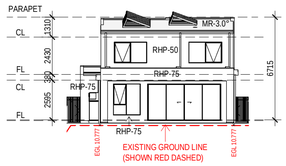

13 1003 REAR
1 : 200

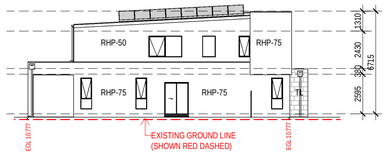

14 1003 SIDE B
1 : 200

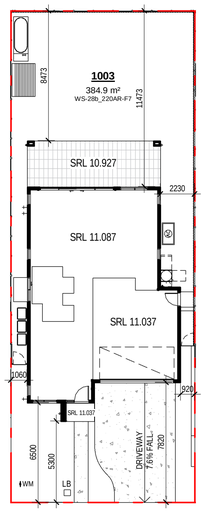

15 DA/TP 1003 NOTIFICATION PLAN
1 : 200

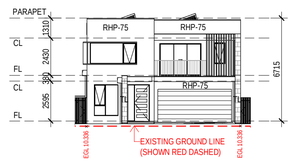

16 1004 FRONT
1 : 200

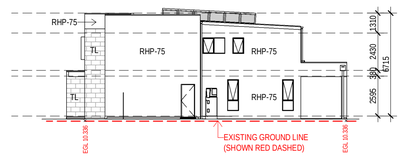

17 1004 SIDE A
1 : 200

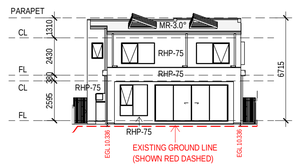

18 1004 REAR
1 : 200

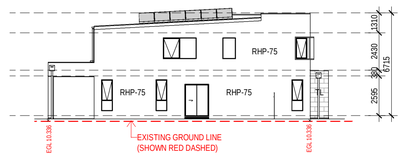

19 1004 SIDE B
1 : 200

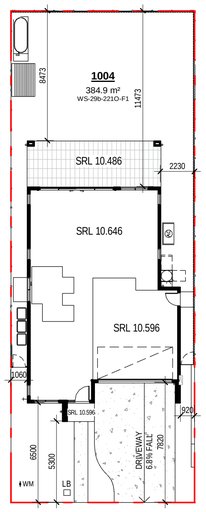

20 DA/TP 1004 NOTIFICATION PLAN
1 : 200

Certificate No. #HR-H5CM0D-02
Scan QR code or follow website link for rating details.
Assessor name: Stefanie Simpson
Accreditation No.: HERA 10035
Property Address: 1001, 2 BULLECOURT AVENUE, MILPERRA, NSW, 2214
http://www.hero-software.com.au/pdf/HR-H5CM0D-02

Certificate No. #HR-ZLHT7C-02
Scan QR code or follow website link for rating details.
Assessor name: Stefanie Simpson
Accreditation No.: HERA 10035
Property Address: 1002, 2 BULLECOURT AVENUE, MILPERRA, NSW, 2214
http://www.hero-software.com.au/pdf/HR-ZLHT7C-02

Certificate No. #HR-W8XDSZ-02
Scan QR code or follow website link for rating details.
Assessor name: Stefanie Simpson
Accreditation No.: HERA 10035
Property Address: 1003, 2 BULLECOURT AVENUE, MILPERRA, NSW, 2214
http://www.hero-software.com.au/pdf/HR-W8XDSZ-02

Certificate No. #HR-36H5MC-02
Scan QR code or follow website link for rating details.
Assessor name: Stefanie Simpson
Accreditation No.: HERA 10035
Property Address: 1004, 2 BULLECOURT AVENUE, MILPERRA, NSW, 2214
http://www.hero-software.com.au/pdf/HR-36H5MC-02

Certificate No. #HR-MUVPB0-18
Scan QR code or follow website link for rating details.
Assessor name: Stefanie Simpson
Accreditation No.: HERA 10035
Property Address: 2 BULLECOURT AVENUE, MILPERRA, NSW, 2214
http://www.hero-software.com.au/pdf/HR-MUVPB0-18

date	rev	amendment
06.09.24	C	RE-ISSUE FOR CONSULTANTS
25.06.24	B	ISSUE FOR CONSULTANTS
10.04.24	A	ISSUE FOR REVIEW

MIRVAC DESIGN
Level 28 200 George St
Sydney NSW 2000
T 02 9080 8000
architecture
interior design
landscape design
urban design
sustainability
graphic design
Mirvac Design Pty Ltd.
ABN 78 003 359 313
Mirvac Design Nominated / Responsible Architects
Anita Verma Michael Wiener David Hirst Paromvong Sirisandhi Andrew La
https://www.mirvacdesign.com/nominated-architects
client:
mirvac

project:
WSU - MILPERRA
2 Bullecourt Avenue, Milperra NSW 2214
Stage: 1 Site: 01 Lot: 1001-1016

title:
NEIGHBOURING NOTIFICATION PLANS - LOTS 1001-1004

job no: MB-10197
drawing no: S1-01-DA250
scale @ A1 : 1 : 200
date: 06.09.24 rev: C

Copyright of the design and other information shown here is owned by Mirvac Design pty. ltd. Reproduction or use of the design by any party for any purpose is expressly forbidden without the written permission of Mirvac Design pty. ltd.

0mm 100mm 200mm 300mm

EXTERNAL FINISHES WALL TYPE	
EXTENT OF FINISHES INDICATED ONLY. REFER TO FINISHES SCHEDULE.	
FBW	FACE BRICKWORK
RBW	RENDERED BRICKWORK
RHP - 75	RENDERED HEBEL PANEL 75
RHP - 50	RENDERED HEBEL PANEL 50
VB	LIGHTWEIGHT CLADDING - VERTICAL RIB TIMBER LOOK
TL	TILE FEATURE CLADDING
LWC - H	LIGHT WEIGHT CLADDING - HORIZONTAL
LWS	RENDERED LIGHTWEIGHT SHEET CLADDING
LWS - B	PAINTED LIGHTWEIGHT SHEET CLADDING WITH FEATURE BATTENS

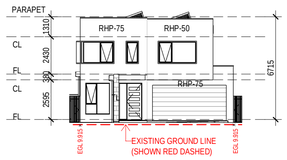

1 1005 FRONT
1 : 200

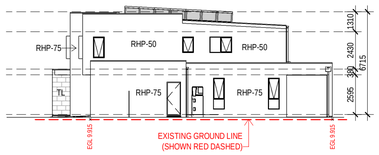

2 1005 SIDE A
1 : 200

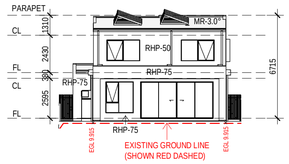

3 1005 REAR
1 : 200

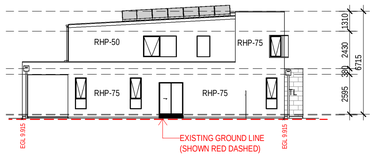

4 1005 SIDE B
1 : 200

Certificate No. #HR-XZ7WNZ-02
Scan QR code or follow website link for rating details.
Assessor name: Stefanie Simpson
Accreditation No.: HERA 10035
Property Address: 1005, 2 BULLECOURT AVENUE, MILPERRA, NSW, 2214
http://www.hero-software.com.au/pdf/HR-XZ7WNZ-02

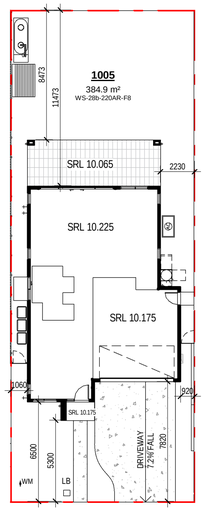

5 DA/TP 1005 NOTIFICATION PLAN
1 : 200

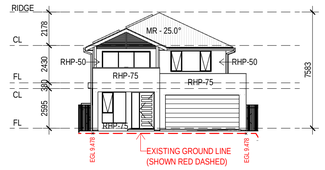

6 1006 FRONT
1 : 200

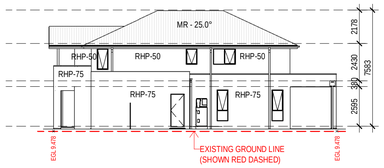

7 1006 SIDE A
1 : 200

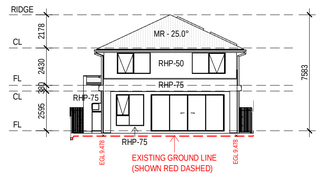

8 1006 REAR
1 : 200

Certificate No. #HR-OBOXPM-02
Scan QR code or follow website link for rating details.
Assessor name: Stefanie Simpson
Accreditation No.: HERA 10035
Property Address: 1006, 2 BULLECOURT AVENUE, MILPERRA, NSW, 2214
http://www.hero-software.com.au/pdf/HR-OBOXPM-02

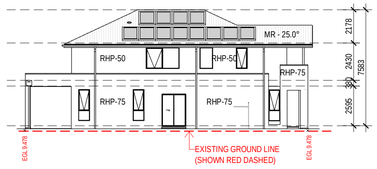

9 1006 SIDE B
1 : 200

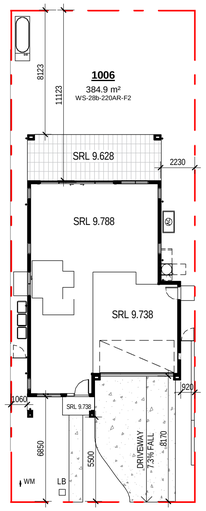

10 DA/TP 1005 NOTIFICATION PLAN
1 : 200

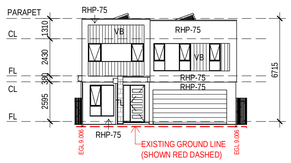

11 1007 FRONT
1 : 200

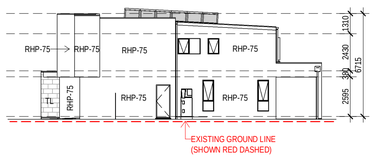

12 1007 SIDE A
1 : 200

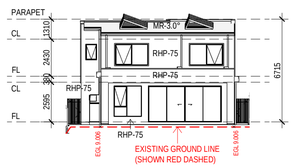

13 1007 REAR
1 : 200

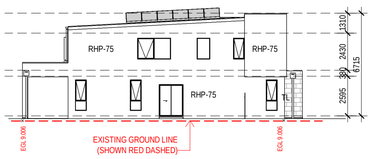

14 1007 SIDE B
1 : 200

Certificate No. #HR-OJHS1M-02
Scan QR code or follow website link for rating details.
Assessor name: Stefanie Simpson
Accreditation No.: HERA 10035
Property Address: 1007, 2 BULLECOURT AVENUE, MILPERRA, NSW, 2214
http://www.hero-software.com.au/pdf/HR-OJHS1M-02

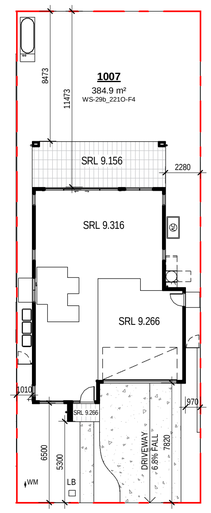

15 DA/TP 1007 NOTIFICATION PLAN
1 : 200

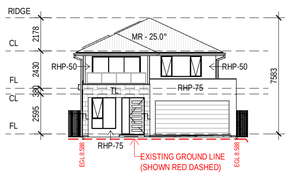

16 1008 FRONT
1 : 200

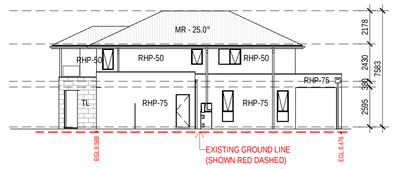

17 1008 SIDE A
1 : 200

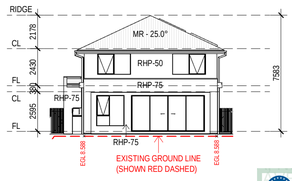

18 1008 REAR
1 : 200

Certificate No. #HR-LBPVUX-02
Scan QR code or follow website link for rating details.
Assessor name: Stefanie Simpson
Accreditation No.: HERA 10035
Property Address: 1008, 2 BULLECOURT AVENUE, MILPERRA, NSW, 2214
http://www.hero-software.com.au/pdf/HR-LBPVUX-02

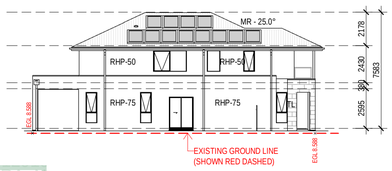

19 1008 SIDE B
1 : 200

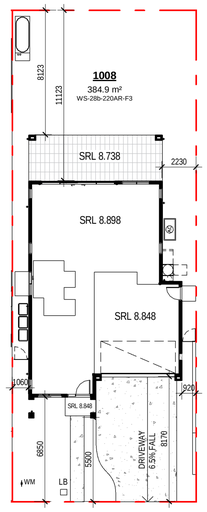

20 DA/TP 1008 NOTIFICATION PLAN
1 : 200

Certificate No. #HR-MUVPB0-18
Scan QR code or follow website link for rating details.
Assessor name: Stefanie Simpson
Accreditation No.: HERA 10035
Property Address: 2 BULLECOURT AVENUE, MILPERRA, NSW, 2214
http://www.hero-software.com.au/pdf/HR-MUVPB0-18

date	rev	amendment
06.09.24	C	RE-ISSUE FOR CONSULTANTS
25.06.24	B	ISSUE FOR CONSULTANTS
10.04.24	A	ISSUE FOR REVIEW

MIRVAC DESIGN
Level 28 200 George St
Sydney NSW 2000
T 02 8080 8000
Mirvac Design Pty Ltd.
ABN 76 003 359 313
Mirvac Design Nominated / Responsible Architects
Anita Verma Michael Wiener David Hirst Paromvong Sirisandhi Andrew La
https://www.mirvacdesign.com/nominated-architects
client: mirvac

project:
WSU - MILPERRA
2 Bullecourt Avenue, Milperra NSW 2214
Stage: 1 Site: 01 Lot: 1001-1016

title:
NEIGHBOURING NOTIFICATION PLANS - LOTS 1005-1008

job no: MB-10197
drawing no: S1-01-DA251
scale @ A1 : 1 : 200
date: 06.09.24 rev: C

Copyright of the design and other information shown here is owned by Mirvac Design pty. ltd. Reproduction or use of the design by any party for any purpose is expressly forbidden without the written permission of Mirvac Design pty. ltd.

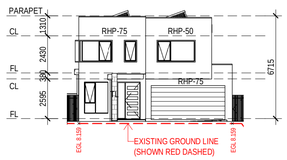

1 1009 FRONT
1 : 200

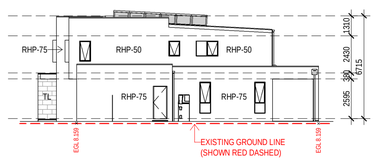

2 1009 SIDE B
1 : 200

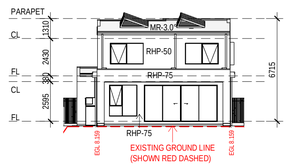

3 1009 REAR
1 : 200

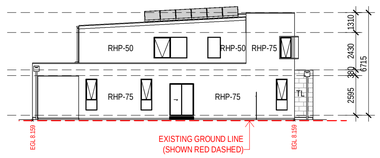

4 1009 SIDE B
1 : 200

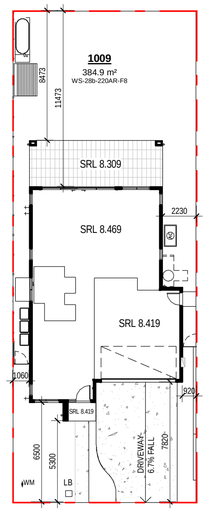

5 DA/TP 1009 NOTIFICATION PLAN
1 : 200

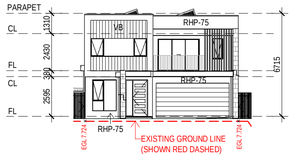

6 1010 FRONT
1 : 200

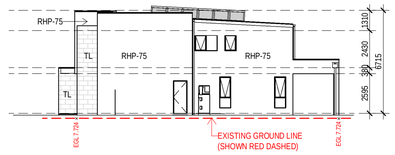

7 1010 SIDE A
1 : 200

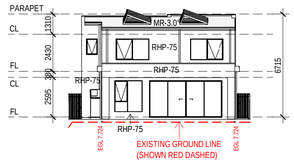

8 1010 REAR
1 : 200

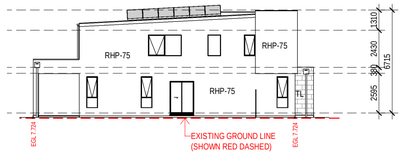

9 1010 SIDE B
1 : 200

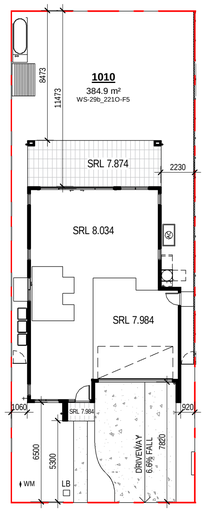

10 DA/TP 1010 NOTIFICATION PLAN
1 : 200

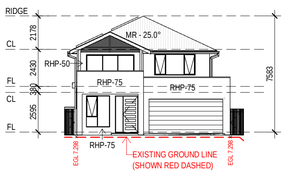

11 1011 FRONT
1 : 200

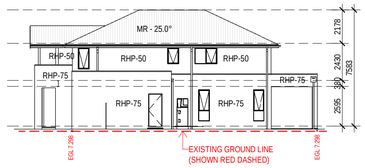

12 1011 SIDE A
1 : 200

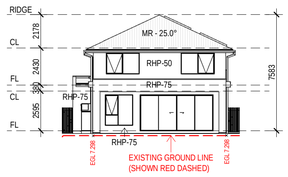

13 1011 REAR
1 : 200

14 1011 SIDE B
1 : 200

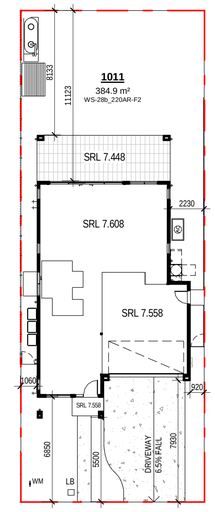

15 DA/TP 1011 NOTIFICATION PLAN
1 : 200

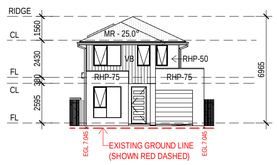

16 1012 FRONT
1 : 200

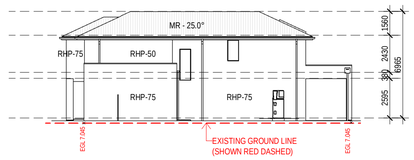

17 1012 SIDE A
1 : 200

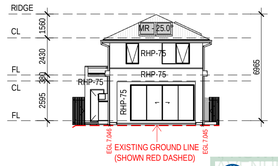

18 1012 REAR
1 : 200

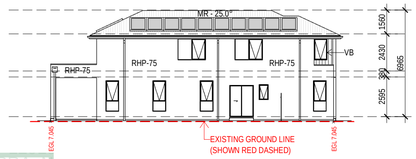

19 1012 SIDE B
1 : 200

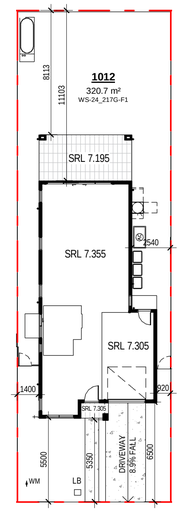

20 DA/TP 1012 NOTIFICATION PLAN
1 : 200

EXTERNAL FINISHES WALL TYPE
EXTENT OF FINISHES INDICATED ONLY.
REFER TO FINISHES SCHEDULE

FBW	FACE BRICKWORK
RBW	RENDERED BRICKWORK
RHP - 75	RENDERED HEBEL PANEL 75
RHP - 50	RENDERED HEBEL PANEL 50
VB	LIGHTWEIGHT CLADDING - VERTICAL RIB TIMBER LOOK
TL	TILE FEATURE CLADDING
LWC - H	LIGHT WEIGHT CLADDING - HORIZONTAL
LWS	RENDERED LIGHTWEIGHT SHEET CLADDING
LWS - B	PAINTED LIGHTWEIGHT SHEET CLADDING WITH FEATURE BATTENS

Certificate No. #HR-R50RVS-04
Scan QR code or follow website link for rating details.
Assessor name: Stefanie Simpson
Accreditation No.: HERA 10035
Property Address: 1009, 2 Bullecourt Avenue, MILPERRA, NSW, 2214
http://www.hero-software.com.au/pdf/HR-R50RVS-04

Certificate No. #HR-VHF5H9-02
Scan QR code or follow website link for rating details.
Assessor name: Stefanie Simpson
Accreditation No.: HERA 10035
Property Address: 1010, 2 Bullecourt Avenue, MILPERRA, NSW, 2214
http://www.hero-software.com.au/pdf/HR-VHF5H9-02

Certificate No. #HR-T2JRGX-02
Scan QR code or follow website link for rating details.
Assessor name: Stefanie Simpson
Accreditation No.: HERA 10035
Property Address: 1011, 2 Bullecourt Avenue, MILPERRA, NSW, 2214
http://www.hero-software.com.au/pdf/HR-T2JRGX-02

Certificate No. #HR-U7I8Z5-02
Scan QR code or follow website link for rating details.
Assessor name: Stefanie Simpson
Accreditation No.: HERA 10035
Property Address: 1012, 2 BULLECOURT AVENUE, MILPERRA, NSW, 2214
http://www.hero-software.com.au/pdf/HR-U7I8Z5-02

Certificate No. #HR-MUVPB0-18
Scan QR code or follow website link for rating details.
Assessor name: Stefanie Simpson
Accreditation No.: HERA 10035
Property Address: 2 BULLECOURT AVENUE, MILPERRA, NSW, 2214
http://www.hero-software.com.au/pdf/HR-MUVPB0-18

date	rev	amendment
06.09.24	C	RE-ISSUE FOR CONSULTANTS
25.06.24	B	ISSUE FOR CONSULTANTS
10.04.24	A	ISSUE FOR REVIEW

MIRVAC DESIGN
architecture & urban design
interior design
landscape design
graphic design
Level 28 200 George St
Sydney NSW 2000
T 02 8080 8000
Mirvac Design Pty Ltd.
ABN 76 003 359 313
Mirvac Design Nominated / Responsible Architects
Anita Verma Michael Wiener David Hirst Paramvong Sirisandhi Andrew La
https://www.mirvacdesign.com/nominated-architects

client: mirvac

project: WSU - MILPERRA
2 Bullecourt Avenue, Milperra NSW 2214
Stage: 1 Site: 01 Lot: 1001-1016

title: NEIGHBOURING NOTIFICATION PLANS - LOTS 1009-1012

job no: MB-10197
drawing no: S1-01-DA252
scale @ A1 : 1 : 200
date: 06.09.24 rev: C

Copyright of the design and other information shown here is owned by Mirvac Design pty. ltd. Reproduction or use of the design by any party for any purpose is expressly forbidden without the written permission of Mirvac Design pty. ltd.

EXTERNAL FINISHES WALL TYPE	
EXTENT OF FINISHES INDICATED ONLY. REFER TO FINISHES SCHEDULE.	
FBW	FACE BRICKWORK
RBW	RENDERED BRICKWORK
RHP - 75	RENDERED HEBEL PANEL 75
RHP - 50	RENDERED HEBEL PANEL 50
VB	LIGHTWEIGHT CLADDING - VERTICAL RIB TIMBER LOOK
TL	TILE FEATURE CLADDING
LWC - H	LIGHT WEIGHT CLADDING - HORIZONTAL
LWS	RENDERED LIGHTWEIGHT SHEET CLADDING
LWS - B	PAINTED LIGHTWEIGHT SHEET CLADDING WITH FEATURE BATTENS

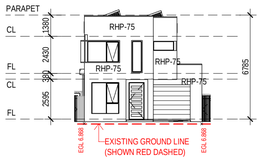

1 1013 FRONT
1 : 200

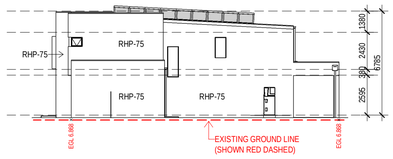

2 1013 SIDE A
1 : 200

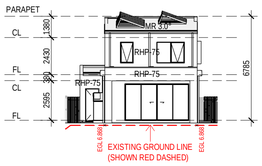

3 1013 REAR
1 : 200

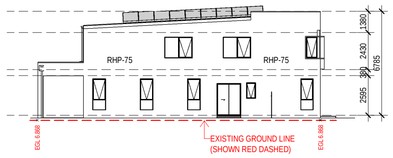

4 1013 SIDE B
1 : 200

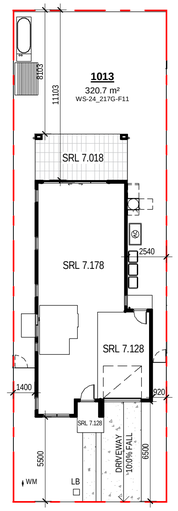

5 DA/TP 1013 NOTIFICATION PLAN
1 : 200

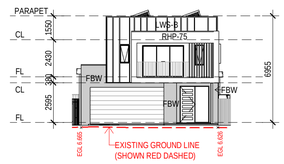

6 1014 FRONT
1 : 200

7 1014 SIDE A
1 : 200

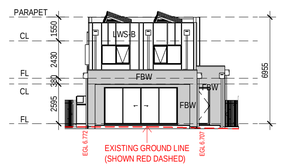

8 1014 REAR
1 : 200

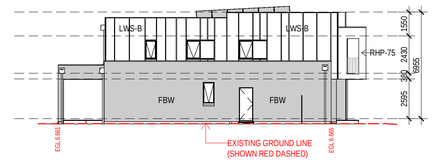

9 1014 SIDE B
1 : 200

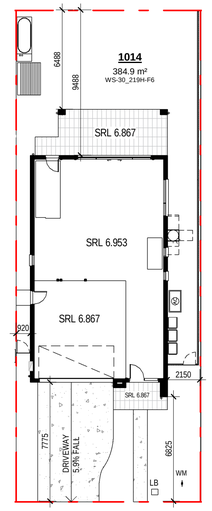

10 DA/TP 1008 NOTIFICATION PLAN
1 : 200

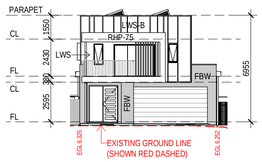

11 1015 FRONT
1 : 200

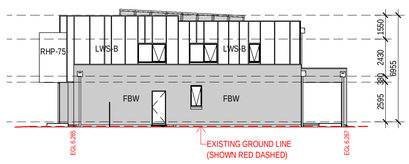

12 1015 SIDE A
1 : 200

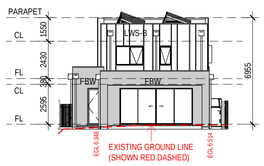

13 1015 REAR
1 : 200

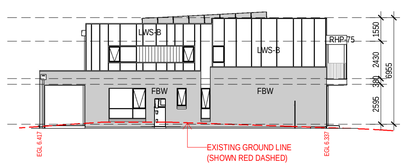

14 1015 SIDE B
1 : 200

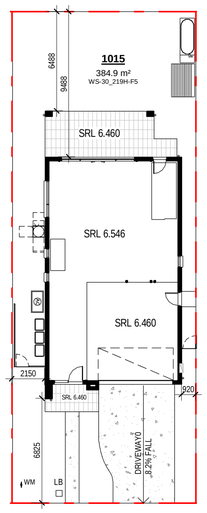

15 DA/TP 1015 NOTIFICATION PLAN
1 : 200

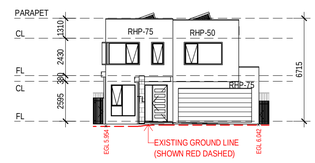

16 1016 FRONT
1 : 200

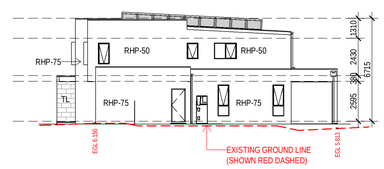

17 1016 SIDE A
1 : 200

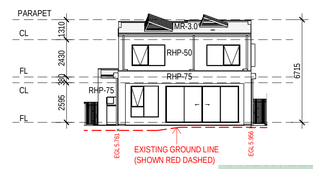

18 1016 REAR
1 : 200

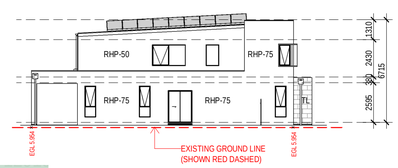

19 1016 SIDE B
1 : 200

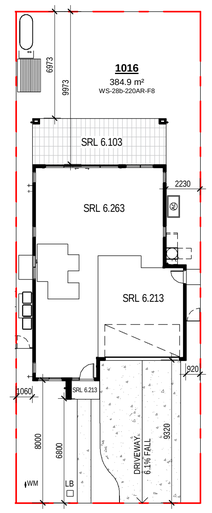

20 DA/TP 1016 NOTIFICATION PLAN
1 : 200

Certificate No. #HR-FMEVC9-02
Scan QR code or follow website link for rating details.
Assessor name: Stefanie Simpson
Accreditation No.: HERA 10035
Property Address: 1013, 2 BULLECOURT AVENUE, MILPERRA, NSW, 2214
http://www.hero-software.com.au/pdf/HR-FMEVC9-02

Certificate No. #HR-3Q770R-02
Scan QR code or follow website link for rating details.
Assessor name: Stefanie Simpson
Accreditation No.: HERA 10035
Property Address: 1014, 2 BULLECOURT AVENUE, MILPERRA, NSW, 2214
http://www.hero-software.com.au/pdf/HR-3Q770R-02

Certificate No. #HR-WI74I0-02
Scan QR code or follow website link for rating details.
Assessor name: Stefanie Simpson
Accreditation No.: HERA 10035
Property Address: 1015, 2 BULLECOURT AVENUE, MILPERRA, NSW, 2214
http://www.hero-software.com.au/pdf/HR-WI74I0-02

Certificate No. #HR-ADMU6O-02
Scan QR code or follow website link for rating details.
Assessor name: Stefanie Simpson
Accreditation No.: HERA 10035
Property Address: 1016, 2 BULLECOURT AVENUE, MILPERRA, NSW, 2214
http://www.hero-software.com.au/pdf/HR-ADMU6O-02

Certificate No. #HR-MUVPB0-18
Scan QR code or follow website link for rating details.
Assessor name: Stefanie Simpson
Accreditation No.: HERA 10035
Property Address: 2 BULLECOURT AVENUE, MILPERRA, NSW, 2214
http://www.hero-software.com.au/pdf/HR-MUVPB0-18

date	rev	amendment
06.09.24	C	RE-ISSUE FOR CONSULTANTS
25.06.24	B	ISSUE FOR CONSULTANTS
10.04.24	A	ISSUE FOR REVIEW

MIRVAC DESIGN
architecture + urban design
interior design
landscape design
graphic design
Level 28 200 George St
Sydney NSW 2000
T 02 9080 8000
Mirvac Design Pty Ltd.
ABN 78 003 359 313
Mirvac Design Nominated / Responsible Architects
Anita Verma Michael Wiener David Hirst Paromvong Sirisandhi Andrew La
https://www.mirvacdesign.com/nominated-architects

client: mirvac

project: WSU - MILPERRA
2 Bullecourt Avenue, Milperra NSW 2214
Stage: 1 Site: 01 Lot: 1001-1016

title: NEIGHBOURING NOTIFICATION PLANS - LOTS 1013-1016

job no: MB-10197
drawing no: S1-01-DA253
scale @ A1 : 1 : 200
date: 06.09.24 rev: C

Copyright of the design and other information shown here is owned by Mirvac Design pty. ltd. Reproduction or use of the design by any party for any purpose is expressly forbidden without the written permission of Mirvac Design pty. ltd.

1 FRONT ELEVATION (LOT 1001-1004)
1 : 100

2 FRONT ELEVATION (LOT 1005-1008)
1 : 100

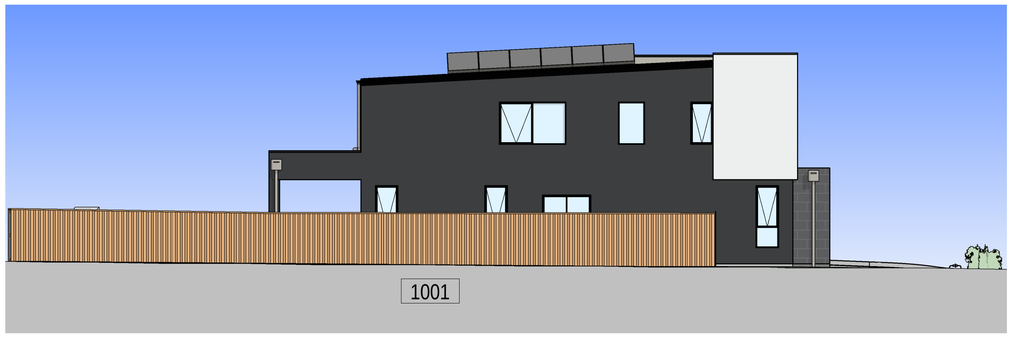

3 SIDE ELEVATION (LOT 1001)
1 : 100

Certificate No. #HR-MUVPB0-18
Scan QR code or follow website link for rating details.
Assessor name : Stefanie Simpson
Accreditation No. : HERA 10035
Property Address : 2 BULLECOURT AVENUE, MILPERRA, NSW, 2214
http://www.hero-software.com.au/pdf/HR-MUVPB0-18

date	rev	amendment
06.09.24	C	RE-ISSUE FOR CONSULTANTS
25.06.24	B	ISSUE FOR CONSULTANTS
10.04.24	A	ISSUE FOR REVIEW

MIRVAC DESIGN
architecture
urban design
interior design
graphic design
Level 28 200 George St
Sydney NSW 2000
T 02 9080 8000
Mirvac Design Pty Ltd.
ABN 76 003 359 313
Mirvac Design Nominated / Responsible Architects
Anita Verma Michael Wenet David Hirst Paramvirsingh Sirdandhi Andrew La
https://www.mirvacdesign.com/nominated-architects

client:
mirvac

project:
WSU - MILPERRA
2 Bullecourt Avenue, Milperra NSW 2214
Stage: 1 Site: 01 Lot: 1001-1016

title:
COLOURED STREETSCAPES - FRONT & SIDE

job no: MB-10197
drawing no: S1-01-DA320
scale @ A1 : 1 : 100
date: 06.09.24 rev: C

Copyright of the design and other information shown here is owned by Mirvac Design pty. ltd. Reproduction or use of the design by any party for any purpose is expressly forbidden without the written permission of Mirvac Design pty. ltd.

1 FRONT ELEVATION (LOTS 1009-1012)
1 : 100

2 FRONT ELEVATION (LOTS 1013-1016)
1 : 100



3 SIDE ELEVATION (LOT 1014)
1 : 100



4 SIDE ELERVATION (LOT 1015)
1 : 100

5 SIDE ELEVATION (LOT 1016)
1 : 100

Certificate No. #HR-MUVPB0-18
Scan QR code or follow website link for rating details..

Assessor name	Stefanie Simpson
Accreditation No.	HERA 10035
Property Address	2 BULLECOURT AVENUE, MILPERRA, NSW, 2214

http://www.hero-software.com.au/pdf/HR-MUVPB0-18

date	rev	amendment
06.09.24	C	RE-ISSUE FOR CONSULTANTS
25.06.24	B	ISSUE FOR CONSULTANTS
10.04.24	A	ISSUE FOR REVIEW

MIRVAC DESIGN
architecture
urban design
interior design
graphic design
Level 28 330 George St
Sydney NSW 2000
T 02 9080 8000
Mirvac Design Pty Ltd.
ABN 78 003 359 153
Mirvac Design Nominated / Responsible Architects
Anita Verma Michael Wiener David Hirst Paramvung Sinbandhit Andrew La
https://www.mirvacdesign.com/nominated-architects

client:
mirvac

project:
WSU - MILPERRA
2 Bullecourt Avenue, Milperra NSW 2214
Stage: 1 Site: 01 Lot: 1001-1016

title:
COLOURED STREETSCAPES - FRONT & SIDE

job no: MB-10197
drawing no: S1-01-DA321
scale @ A1 : 1 : 100
date: 06.09.24 rev: C

Copyright of the design and other information shown here is owned by Mirvac Design pty. ltd. Reproduction or use of the design by any party for any purpose is expressly forbidden without the written permission of Mirvac Design pty. ltd.

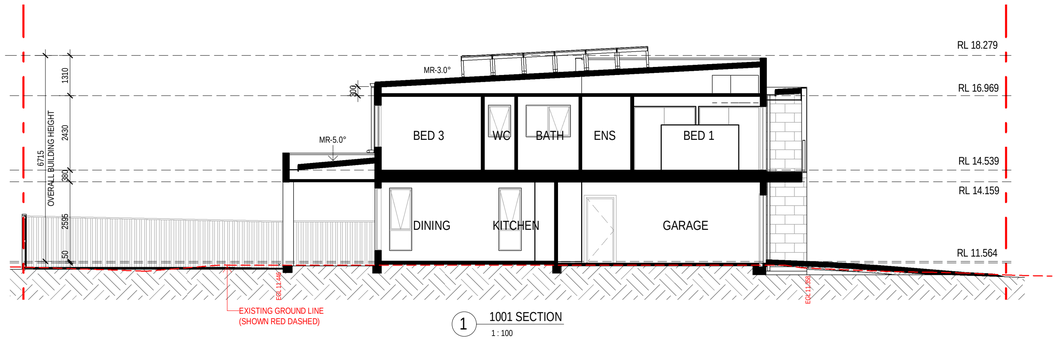

1 1001 SECTION
1 : 100

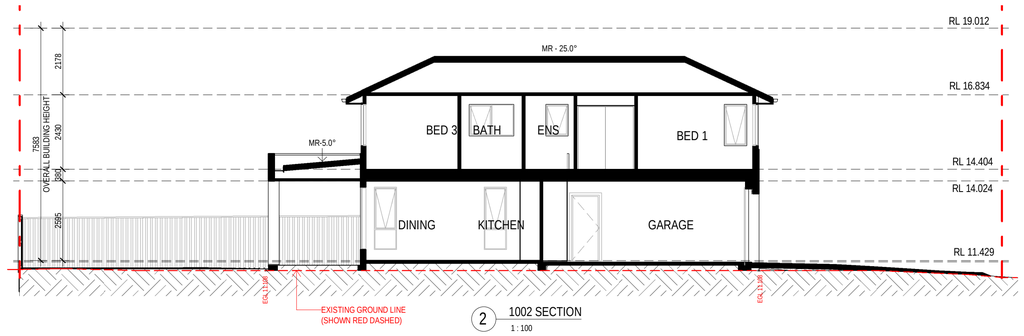

2 1002 SECTION
1 : 100

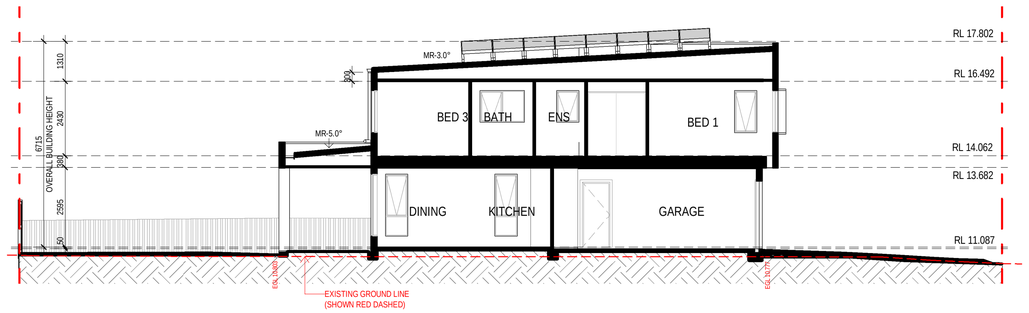

3 1003 SECTION
1 : 100

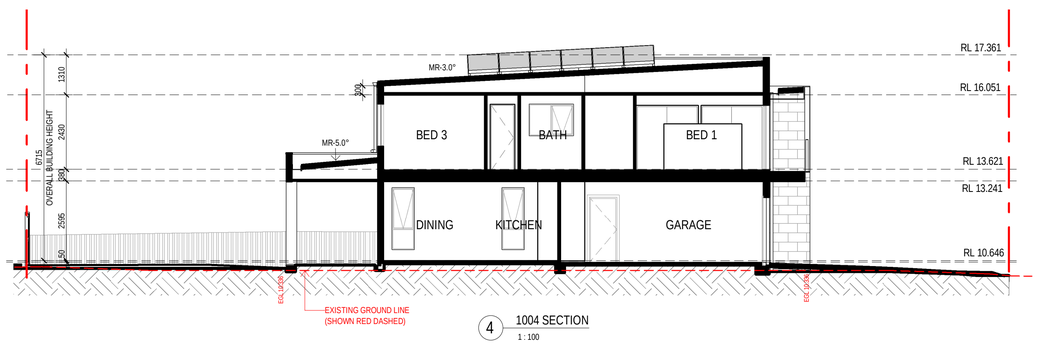

4 1004 SECTION
1 : 100

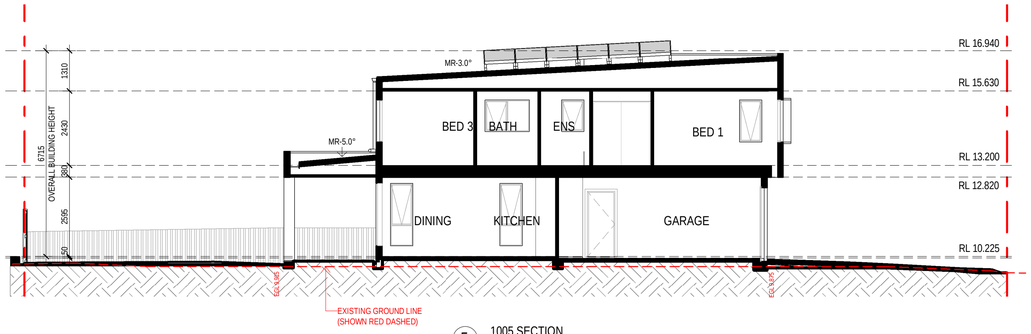

5 1005 SECTION
1 : 100

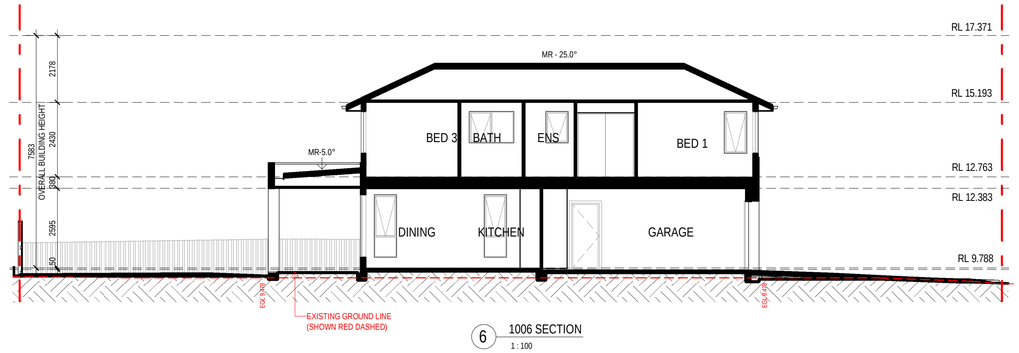

6 1006 SECTION
1 : 100

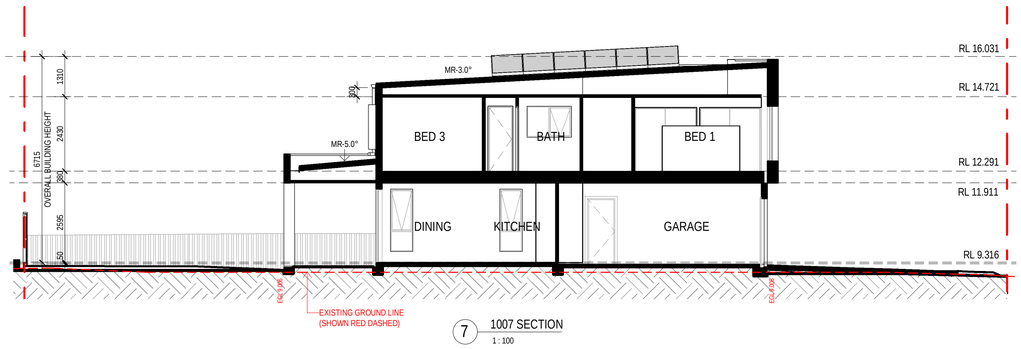

7 1007 SECTION
1 : 100

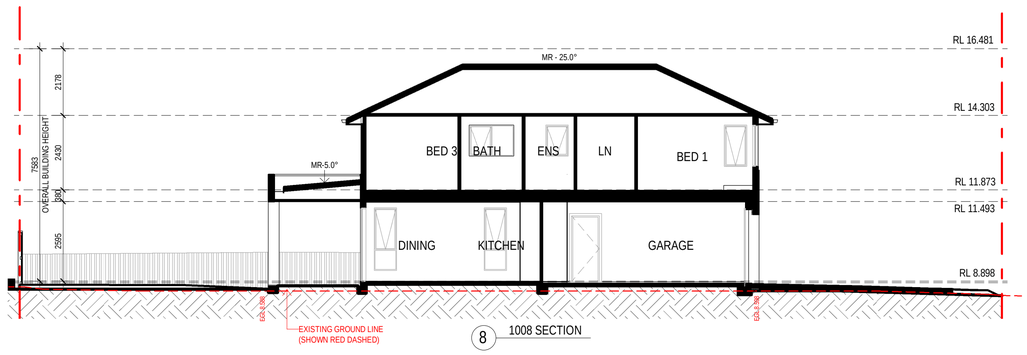

8 1008 SECTION

ELEVATION / SECTION

A/C	AIRCON CONDENSER
ACD	AIRCON DUCT
ACE	AIRCON EVAPORATOR
APG	ALUMINIUM PERGOLA TO DETAIL
BAL	BALUSTRADE
BAT	BATTERY STORAGE UNIT
BH	BULKHEAD OVER
BOW	BOTTOM OF WALL LEVEL
C	CUPBOARD
CL	CLOTHES LINE
D	DOOR
DP	DOWNPIPE
DPS	DOWNPIPE & SPREADER
EGL	EXISTING GROUND LEVEL
EXHE	EXHAUST TO EAVES OR SOFFIT
EXHR	EXHAUST TO ROOF
EXHW	EXHAUST TO WALL
FCL	FINISHED CEILING LEVEL
FRL	FINISHED RELATIVE LEVEL
GD	GARAGE DOOR OPENING AS SPECIFIED
GM	GAS METER
HC	HOSE COCK
HCR	HOSE COCK RECYCLE
HDC	HARDWARE DISTRIBUTION CABINET
HH	HEAD OF OPENING - HEIGHT AS NOTED
HRL	HANDRAIL - 1000mm HIGH MIN.
HWU	HOT WATER UNIT
IHWU	INSTANTANEOUS HOT WATER UNIT
INV	INVERTER
L	LINEN
LB	LETTER BOX
LHW	LOW HEIGHT WALL - HEIGHT AS NOTED
MB	ELECTRICAL METERBOX
MR	METAL ROOF - PITCH AS NOTED
NBN	NATIONAL BROADBAND NETWORK
NCDP	NON COMBUSTIBLE DOWNPIPE (NSW ONLY)
OF	OVERFLOW
PB	PLASTERBOARD
PCD	PREMISES CONNECTION DEVICE
PWM	NON POTABLE RECYCLED WATER METER
RL	REDUCED LEVEL
RWH	RAINWATER HEAD
RWT	RAINWATER TANK
S	STORAGE
S/D	STEPDOWN
SCR	SCREEN
SL	SKYLIGHT OVER
SP	STRUCTURAL POST TO ENGINEER'S DETAIL
SRL	STRUCTURAL RELATIVE LEVEL
ST	STORAGE
TOW	TOP OF WALL LEVEL
TP	TIMBER POST - SIZE AS NOTED
TPG	TIMBER PERGOLA TO DETAIL
TR	TILED ROOF - PITCH AS NOTED
VJ	VERTICAL JOINT
W	WINDOW
WM	WATER METER
WT	WALL TYPE
WTC	RAINWATER TANK CONTROL

Certificate No. #HR-MUVPB0-18
Scan QR code or follow website link for rating details.
Assessor name: Stefanie Simpson
Accreditation No.: HERA 10035
Property Address: 2 BULLECOURT AVENUE, MILPERRA, NSW, 2214
http://www.hero-software.com.au/pdf/HR-MUVPB0-18

date	rev	amendment
06.09.24	C	RE-ISSUE FOR CONSULTANTS
25.06.24	B	ISSUE FOR CONSULTANTS
10.04.24	A	ISSUE FOR REVIEW

MIRVAC DESIGN
architecture
urban design
interior design
graphic design
Level 28 200 George St
Sydney NSW 2000
T 02 9080 8000
Mirvac Design Pty Ltd.
ABN 78 003 359 313
Mirvac Design Nominated / Responsible Architects
Anita Verma Michael Wenser David Hirst Paramvung Sinbandhit Andrew La
https://www.mirvacdesign.com/nominated-architects

client: mirvac

project:
WSU - MILPERRA
2 Bullecourt Avenue, Milperra NSW 2214
Stage: 1 Site: 01 Lot: 1001-1016

title:
SECTIONS

job no: MB-10197
drawing no: S1-01-DA330
scale @ A1 : 1 : 100
date: 06.09.24 rev: C

Copyright of the design and other information shown here is owned by Mirvac Design pty. ltd. Reproduction or use of the design by any party for any purpose is expressly forbidden without the written permission of Mirvac Design pty. ltd.

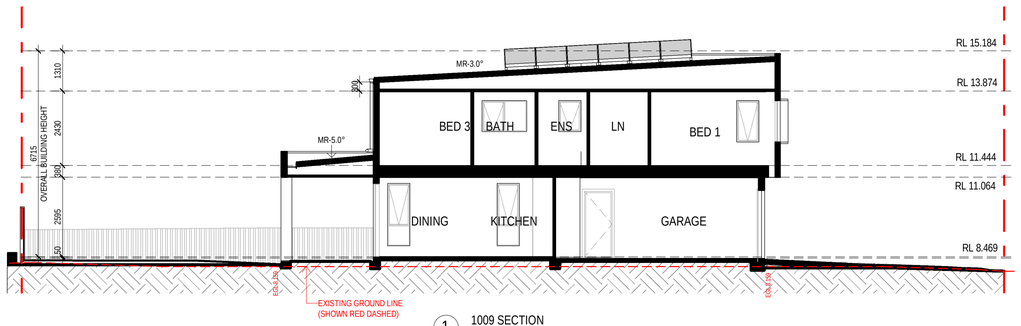

1 1009 SECTION
1 : 100

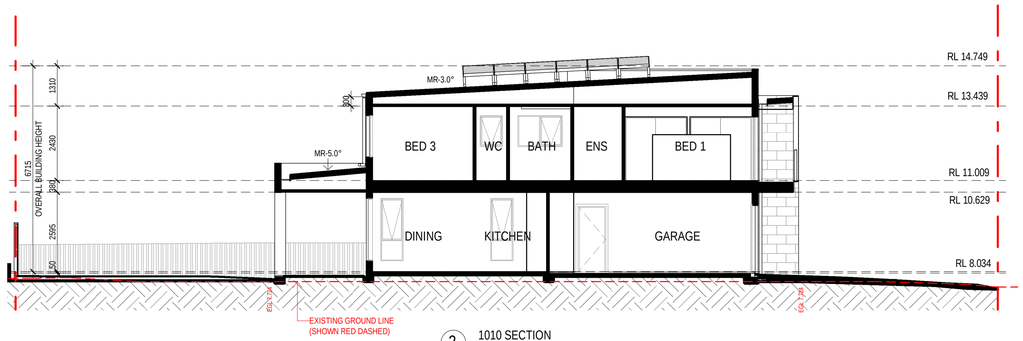

2 1010 SECTION
1 : 100

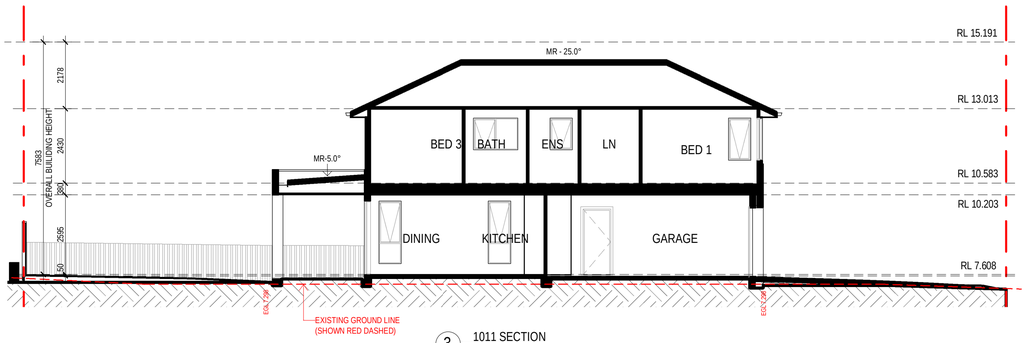

3 1011 SECTION
1 : 100

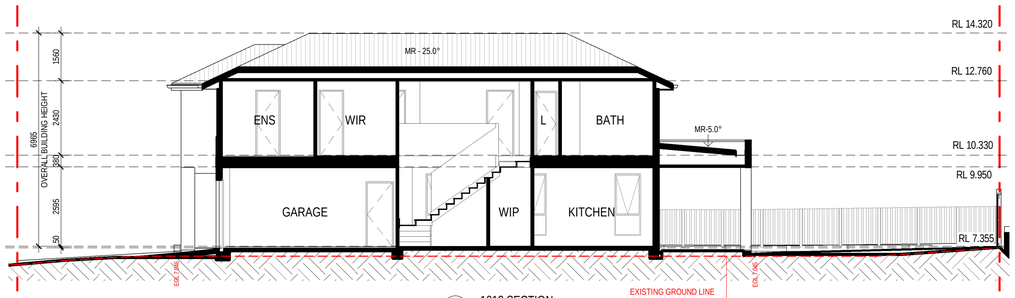

4 1012 SECTION
1 : 100

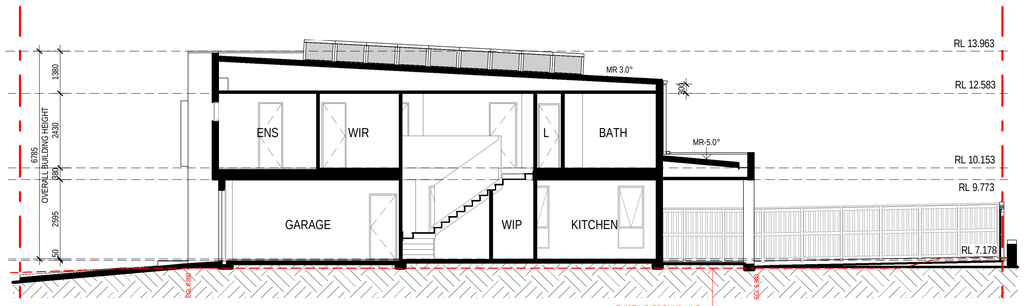

5 1013 SECTION
1 : 100

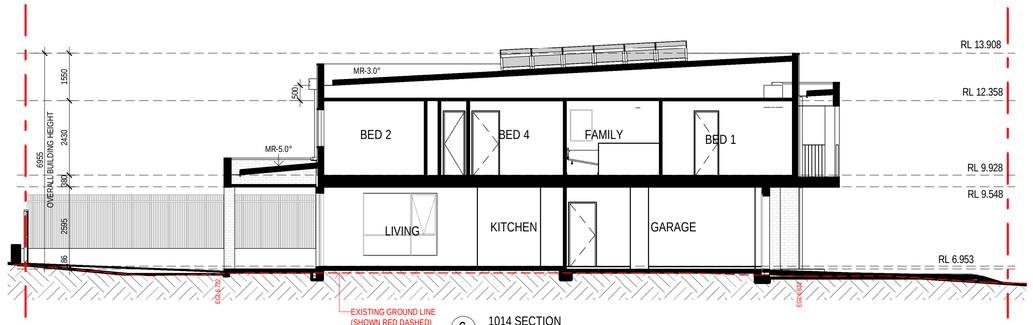

6 1014 SECTION
1 : 100

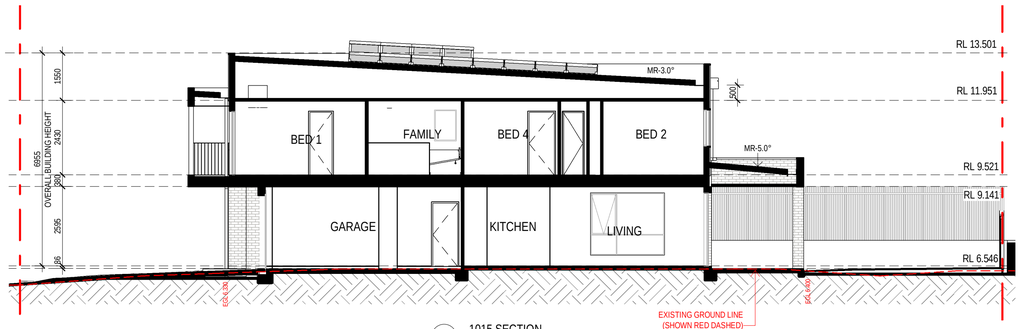

7 1015 SECTION
1 : 100

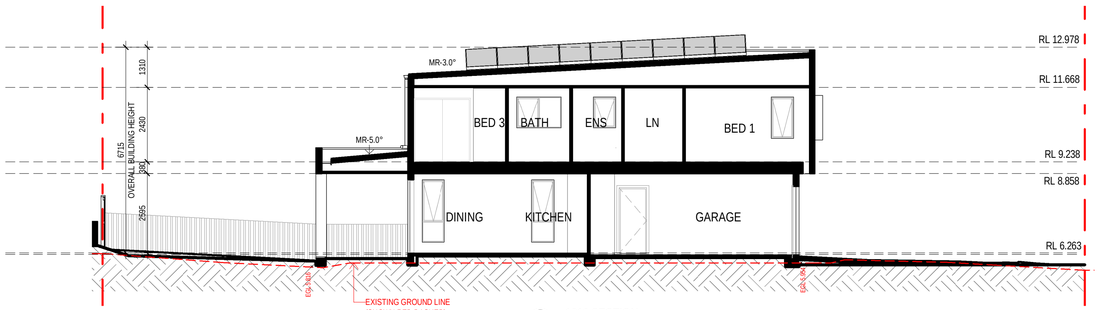

8 1016 SECTION
1 : 100

ELEVATION / SECTION

A/C	AIRCON CONDENSER
ACD	AIRCON DUCT
ACE	AIRCON EVAPORATOR
APG	ALUMINIUM PERGOLA TO DETAIL
BAL	BALUSTRADE
BAT	BATTERY STORAGE UNIT
BH	BULKHEAD OVER
BOW	BOTTOM OF WALL LEVEL
C	CUPBOARD
CL	CLOTHES LINE
D	DOOR
DP	DOWNPIPE
DPS	DOWNPIPE & SPREADER
EGL	EXISTING GROUND LEVEL
EXHE	EXHAUST TO EAVES OR SOFFIT
EXHR	EXHAUST TO ROOF
EXHW	EXHAUST TO WALL
FCL	FINISHED CEILING LEVEL
FRL	FINISHED RELATIVE LEVEL
GD	GARAGE DOOR OPENING AS SPECIFIED
GM	GAS METER
HC	HOSE COCK
HCR	HOSE COCK RECYCLE
HDC	HARDWARE DISTRIBUTION CABINET
HH	HEAD OF OPENING - HEIGHT AS NOTED
HRL	HANDRAIL - 1000mm HIGH MIN.
HWU	HOT WATER UNIT
IHWU	INSTANTANEOUS HOT WATER UNIT
INV	INVERTER
L	LINEN
LB	LETTER BOX
LHW	LOW HEIGHT WALL - HEIGHT AS NOTED
MB	ELECTRICAL METERBOX
MR	METAL ROOF - PITCH AS NOTED
NBN	NATIONAL BROADBAND NETWORK
NCDP	NON COMBUSTIBLE DOWNPIPE (NSW ONLY)
OF	OVERFLOW
PB	PLASTERBOARD
PCD	PREMISES CONNECTION DEVICE
PWM	NON POTABLE RECYCLED WATER METER
RL	REDUCED LEVEL
RWH	RAINWATER HEAD
RWT	RAINWATER TANK
S	STORAGE
S/D	STEPDOWN
SCR	SCREEN
SL	SKYLIGHT OVER
SP	STRUCTURAL POST TO ENGINEER'S DETAIL
SRL	STRUCTURAL RELATIVE LEVEL
ST	STORAGE
TOW	TOP OF WALL LEVEL
TP	TIMBER POST - SIZE AS NOTED
TPG	TIMBER PERGOLA TO DETAIL
TR	TILED ROOF - PITCH AS NOTED
VJ	VERTICAL JOINT
W	WINDOW
WM	WATER METER
WT	WALL TYPE
WTC	RAINWATER TANK CONTROL

Certificate No. #HR-MUVPB0-18
Scan QR code or follow website link for rating details.
Assessor name: Stefanie Simpson
Accreditation No.: HERA 10035
Property Address: 2 BULLECOURT AVENUE, MILPERRA, NSW, 2214
http://www.hero-software.com.au/pdf/HR-MUVPB0-18

date	rev	amendment
06.09.24	C	RE-ISSUE FOR CONSULTANTS
25.06.24	B	ISSUE FOR CONSULTANTS
10.04.24	A	ISSUE FOR REVIEW

MIRVAC DESIGN
Level 28 330 George St
Sydney NSW 2000
T 02 9080 8000
architecture
interior design
interior design
graphic design
Mirvac Design Pty Ltd.
ABN 78 003 358 313
Mirvac Design Nominated / Responsible Architects
Anita Verma Michael Wemer Dwad Hirst Paramvung Sinbandhit Andrew La
https://www.mirvacdesign.com/nominated-architects
client:
mirvac

project:
WSU - MILPERRA
2 Bullecourt Avenue, Milperra NSW 2214
Stage: 1 Site: 01 Lot: 1001-1016

title:
SECTIONS

job no: MB-10197
drawing no: S1-01-DA331
scale @ A1 : 1 : 100
date: 06.09.24 rev: C

Copyright of the design and other information shown here is owned by Mirvac Design pty. ltd. Reproduction or use of the design by any party for any purpose is expressly forbidden without the written permission of Mirvac Design pty. ltd.

SOLAR COVERAGE IN POS

*NOTE : CALCULATIONS OF SOLAR COVERAGE IN ACCORD WITH THE DCP MIN 3 HRS OF 50% OF THE POS FROM 8:00AM - 4:00PM

0_Lot No	0_House Type	8am	9am	10am	11am	12pm	1pm	2pm	3pm	4pm	Solar Compliance*
1001	WS-29b_221O-F5	131.8 m²	134.8 m²	127.5 m²	118.8 m²	108.3 m²	93.52 m²	75.3 m²	51.2 m²	40.2 m²	Yes
1002	WS-28b_220AR-F3	124.3 m²	126.5 m²	119.6 m²	106.0 m²	89.0 m²	69.34 m²	39.7 m²	0.0 m²	0.0 m²	Yes
1003	WS-28b_220AR-F7	121.9 m²	127.1 m²	119.0 m²	104.0 m²	89.5 m²	69.60 m²	38.4 m²	0.0 m²	0.0 m²	Yes
1004	WS-29b-221O-F1	120.6 m²	124.5 m²	119.5 m²	106.5 m²	90.2 m²	70.64 m²	38.4 m²	0.0 m²	0.0 m²	Yes
1005	WS-28b-220AR-F8	120.5 m²	124.6 m²	119.5 m²	106.0 m²	90.2 m²	70.92 m²	38.7 m²	0.0 m²	0.0 m²	Yes
1006	WS-28b-220AR-F2	116.6 m²	121.1 m²	117.2 m²	103.6 m²	87.3 m²	68.16 m²	37.5 m²	0.0 m²	0.0 m²	Yes
1007	WS-29b_221O-F4	119.7 m²	122.5 m²	117.3 m²	105.5 m²	88.8 m²	68.88 m²	37.4 m²	0.0 m²	0.0 m²	Yes
1008	WS-28b-220AR-F3	116.9 m²	121.4 m²	117.4 m²	103.5 m²	87.4 m²	68.08 m²	37.5 m²	0.0 m²	0.0 m²	Yes
1009	WS-28b-220AR-F8	119.9 m²	124.1 m²	117.9 m²	105.3 m²	89.0 m²	69.18 m²	38.1 m²	0.0 m²	0.0 m²	Yes
1010	WS-29b_221O-F5	120.5 m²	125.1 m²	120.6 m²	107.0 m²	90.6 m²	70.79 m²	38.5 m²	0.0 m²	0.0 m²	Yes
1011	WS-28b_220AR-F2	116.7 m²	121.6 m²	118.1 m²	104.0 m²	87.9 m²	68.18 m²	38.3 m²	0.0 m²	0.0 m²	Yes
1012	WS-24_217G-F1	91.9 m²	102.4 m²	97.5 m²	87.7 m²	72.9 m²	57.36 m²	32.6 m²	0.0 m²	0.0 m²	Yes
1013	WS-24_217G-F11	104.9 m²	104.6 m²	99.1 m²	89.0 m²	73.4 m²	58.15 m²	32.7 m²	0.0 m²	0.0 m²	Yes
1014	WS-30_219H-F6	106.0 m²	108.2 m²	105.2 m²	96.2 m²	74.4 m²	59.56 m²	30.5 m²	0.0 m²	0.0 m²	Yes
1015	WS-30_219H-F5	107.5 m²	108.1 m²	104.4 m²	97.6 m²	88.9 m²	75.30 m²	57.7 m²	18.8 m²	29.8 m²	Yes
1016	WS-28b-220AR-F8	109.1 m²	115.6 m²	103.3 m²	91.1 m²	72.5 m²	51.97 m²	14.2 m²	0.0 m²	0.0 m²	Yes

Certificate No. #HR-MUVPB0-18

Scan QR code or follow website link for rating details.

Assessor name: Stefanie Simpson
Accreditation No.: HERA 10035
Property Address: 2 BULLECOURT AVENUE, MILPERRA, NSW, 2214

http://www.hero-software.com.au/pdf/HR-MUVPB0-18

date	rev	amendment
06.09.24	C	RE-ISSUE FOR CONSULTANTS
25.06.24	B	ISSUE FOR CONSULTANTS
10.04.24	A	ISSUE FOR REVIEW

MIRVAC DESIGN
architecture
urban design
interior design
graphic design

Level 28 200 George St
Sydney NSW 2000
T 02 8080 8000

Mirvac Design Pty Ltd.
ABN 78 003 359 313

Mirvac Design Nominated / Responsible Architects
Anita Verma Michael Wiener David Hirst Paromvong Sirdandhi Andrew La
https://www.mirvacdesign.com/nominated-architects

client:
mirvac

project:
WSU - MILPERRA
2 Bullecourt Avenue, Milperra NSW 2214
Stage: 1 Site: 01 Lot: 1001-1016

title:
SHADOW ANALYSIS

job no: MB-10197
drawing no: S1-01-DA400
scale @ A1 :
date: 06.09.24 rev: C

Copyright of the design and other information shown here is owned by Mirvac Design pty. ltd. Reproduction or use of the design by any party for any purpose is expressly forbidden without the written permission of Mirvac Design pty. ltd.

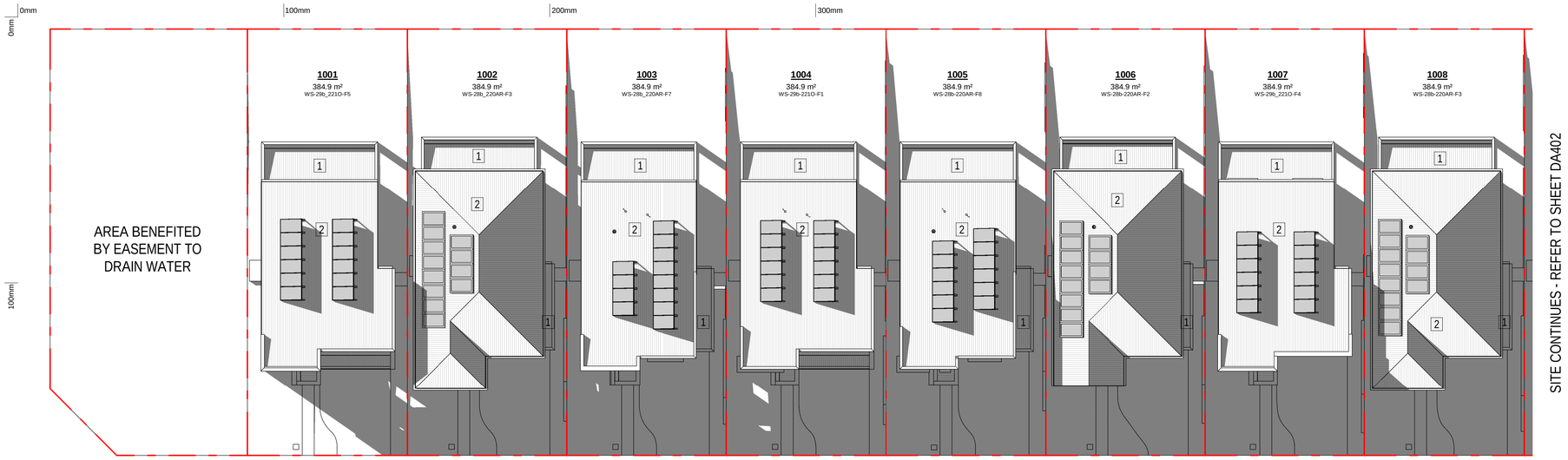

1 DA/TP SHADOW PLAN 21 JUNE - 9AM (LOTS 1001-1008)
1 : 200

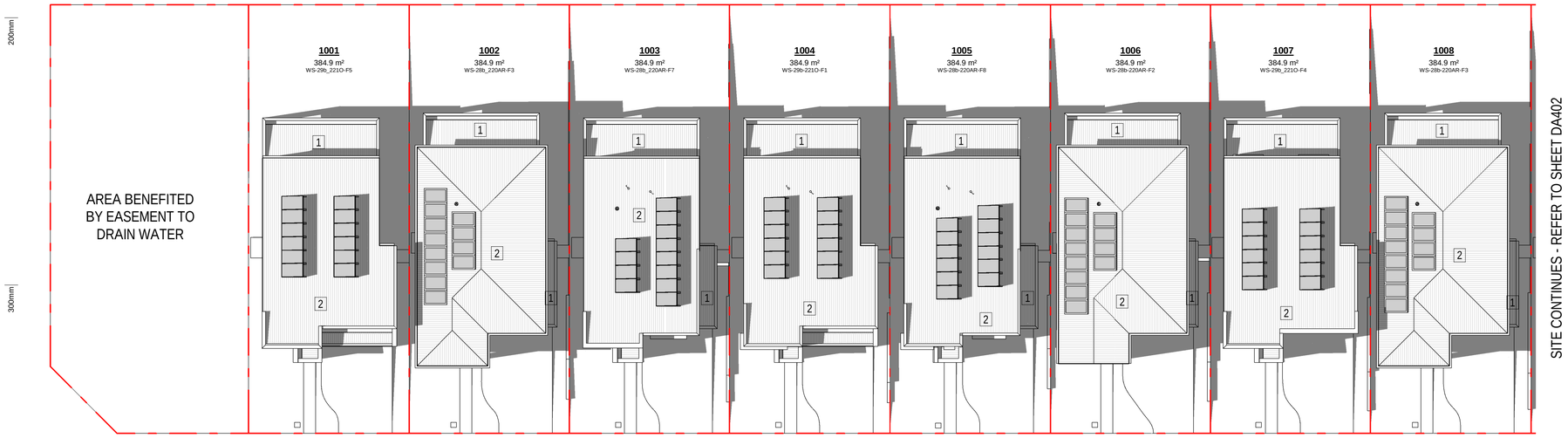

2 DA/TP SHADOW PLAN 21 JUNE - 12PM (LOTS 1001-1008)
1 : 200

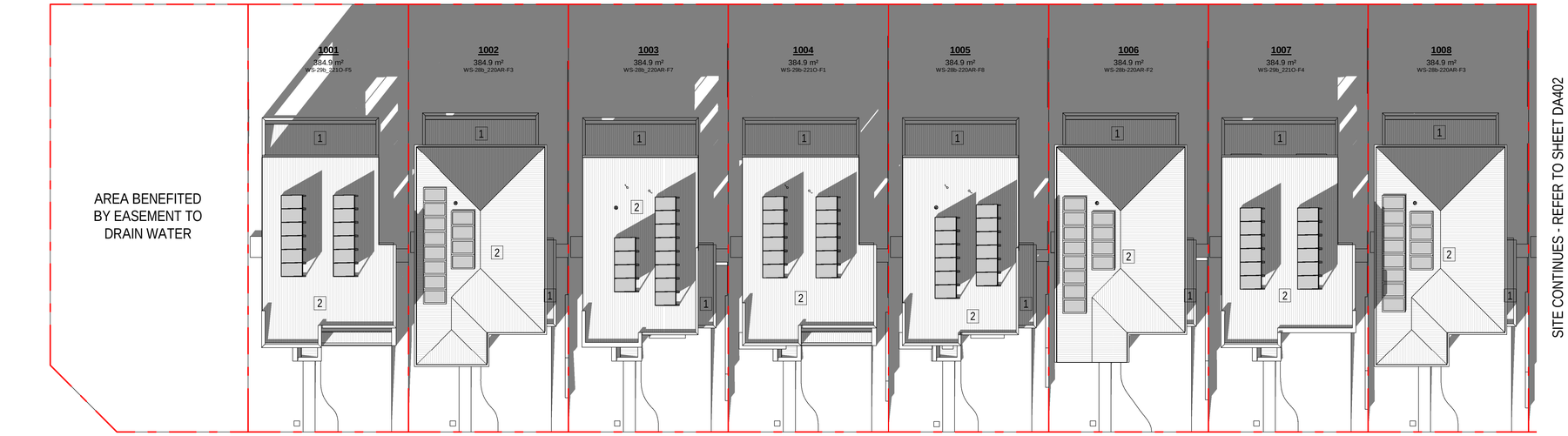

3 DA/TP SHADOW PLAN 21 JUNE - 3PM (LOTS 1001-1008)
1 : 200

SHADOWS	
1	ONE STOREY BUILDING
2	TWO STOREY BUILDING
3	THREE STOREY BUILDING
PV	PHOTOVOLTAIC SOLAR PANEL
	SHADOW

Certificate No. #HR-MUVPB0-18
Scan QR code or follow website link for rating details.
Assessor name: Stefanie Simpson
Accreditation No.: HERA 10016
Property Address: 2 BULLECOURT AVENUE, MILPERRA, NSW, 2214
http://www.hero-software.com.au/pdf/HR-MUVPB0-18

date	rev	amendment
06.09.24	C	RE-ISSUE FOR CONSULTANTS
25.06.24	B	ISSUE FOR CONSULTANTS
10.04.24	A	ISSUE FOR REVIEW

MIRVAC DESIGN
architecture
urban design
interior design
graphic design
Level 28 200 George St
Sydney NSW 2000
T 02 9080 8000
Mirvac Design Pty Ltd.
ABN 78 003 359 153
Mirvac Design Nominated / Responsible Architects
Anita Verma Michael Wiener David Hirst Paramvung Sinbandhit Andrew La
https://www.mirvacdesign.com/nominated-architects

client: mirvac

project:
WSU - MILPERRA
2 Bullecourt Avenue, Milperra NSW 2214
Stage: 1 Site: 01 Lot: 1001-1016

title:
SHADOW DIAGRAM - 21 JUNE - 9AM/12PM/3PM - LOTS 1001-1008

job no: MB-10197
drawing no: S1-01-DA401
scale @ A1 : 1 : 200
date: 06.09.24 rev: C

Copyright of the design and other information shown here is owned by Mirvac Design pty. ltd. Reproduction or use of the design by any party for any purpose is expressly forbidden without the written permission of Mirvac Design pty. ltd.

SHADOWS	
1	ONE STOREY BUILDING
2	TWO STOREY BUILDING
3	THREE STOREY BUILDING
PV	PHOTOVOLTAIC SOLAR PANEL
	SHADOW

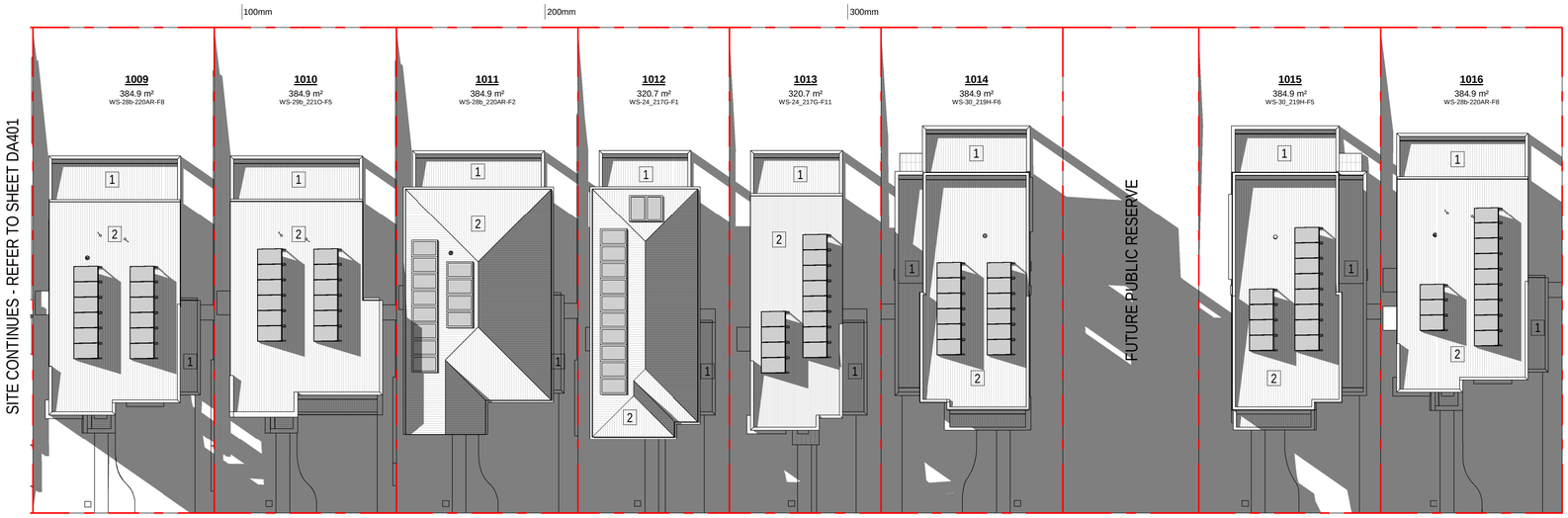

1 DA/TP SHADOW PLAN 21 JUNE - 9AM (LOTS 1009-1016)
1 : 200

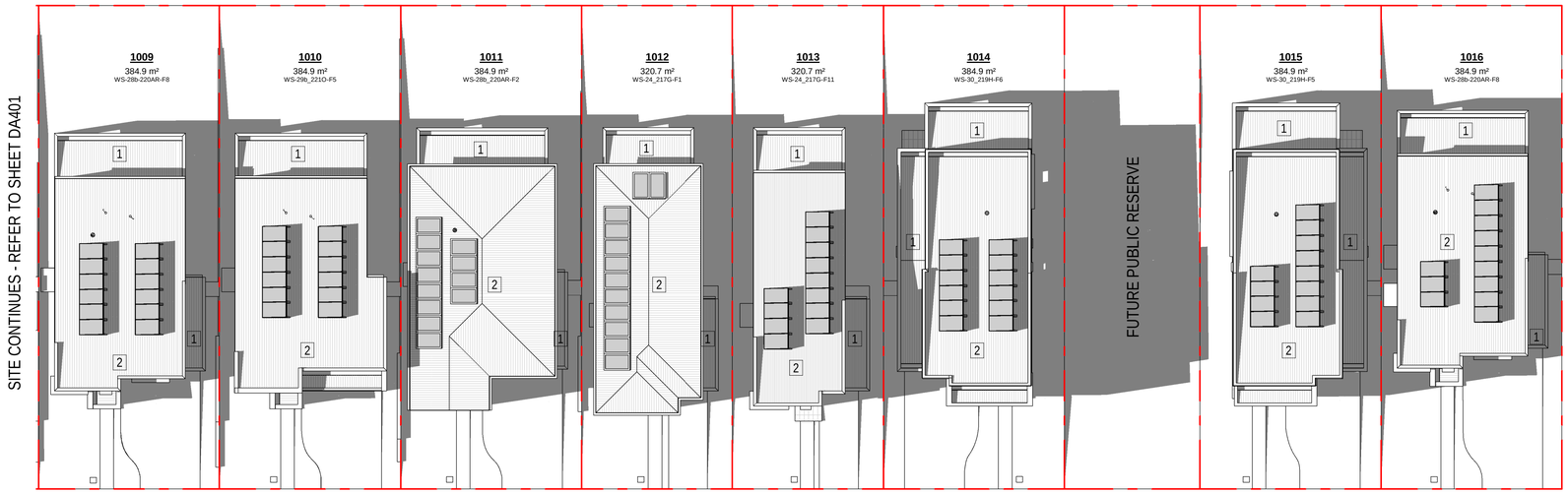

2 DA/TP SHADOW PLAN 21 JUNE - 12PM (LOTS 1009-1016)
1 : 200

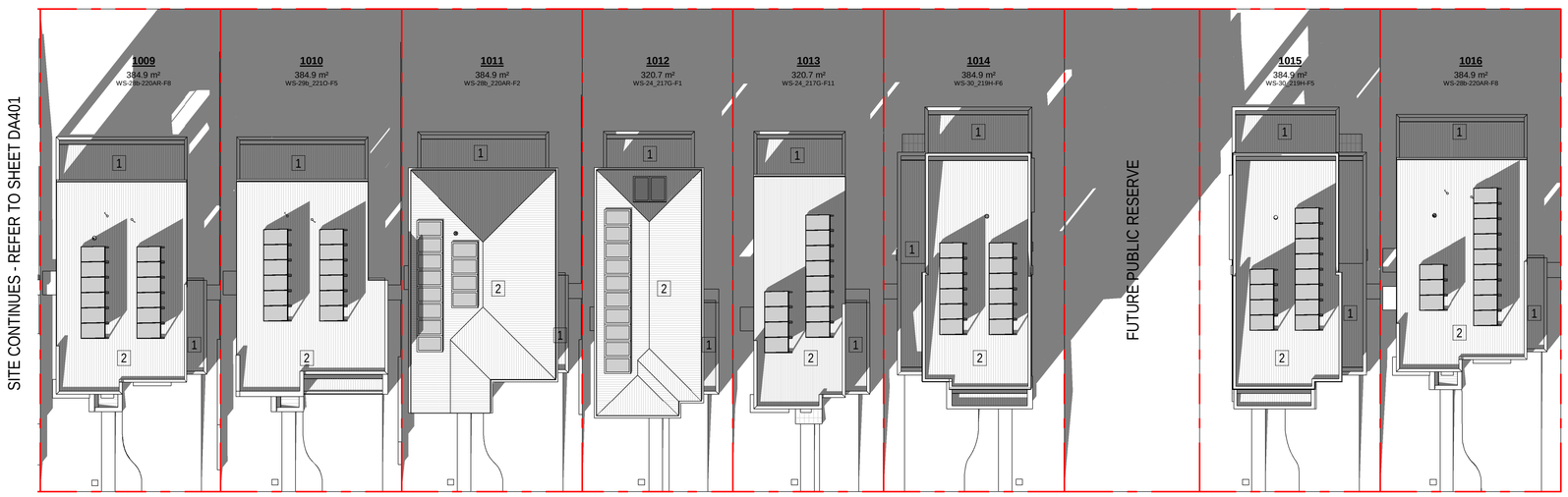

3 DA/TP SHADOW PLAN 21 JUNE - 3PM (LOTS 1009-1016)
1 : 200

Certificate No. #HR-MUVPB0-18
Scan QR code or follow website link for rating details.
Assessor name: Stefanie Simpson
Accreditation No.: HERA 10035
Property Address: 2 BULLECOURT AVENUE, MILPERRA, NSW, 2214
http://www.hers-software.com.au/pdf/HR-MUVPB0-18

date	rev	amendment
06.09.24	C	RE-ISSUE FOR CONSULTANTS
25.06.24	B	ISSUE FOR CONSULTANTS
10.04.24	A	ISSUE FOR REVIEW

MIRVAC DESIGN
architecture
interior design
interior design
graphic design
Level 28 200 George St
Sydney NSW 2000
T 02 9080 8000
Mirvac Design Pty Ltd.
ABN 78 003 359 313
Mirvac Design Nominated / Responsible Architects
Anita Verma Michael Wiener David Hirst Paramvung Sinbandhit Andrew La
https://www.mirvacdesign.com/nominated-architects

client: mirvac

project: WSU - MILPERRA
2 Bullecourt Avenue, Milperra NSW 2214
Stage: 1 Site: 01 Lot: 1001-1016

title: SHADOW DIAGRAM 21 JUNE - 9AM/12PM/3PM - LOTS 1009-1016

job no: MB-10197
drawing no: S1-01-DA402
scale @ A1 : 1 : 200
date: 06.09.24 rev: C

Copyright of the design and other information shown here is owned by Mirvac Design pty. ltd. Reproduction or use of the design by any party for any purpose is expressly forbidden without the written permission of Mirvac Design pty. ltd.

1 SUN EYE VIEW - 21 JUNE - 08_00 AM

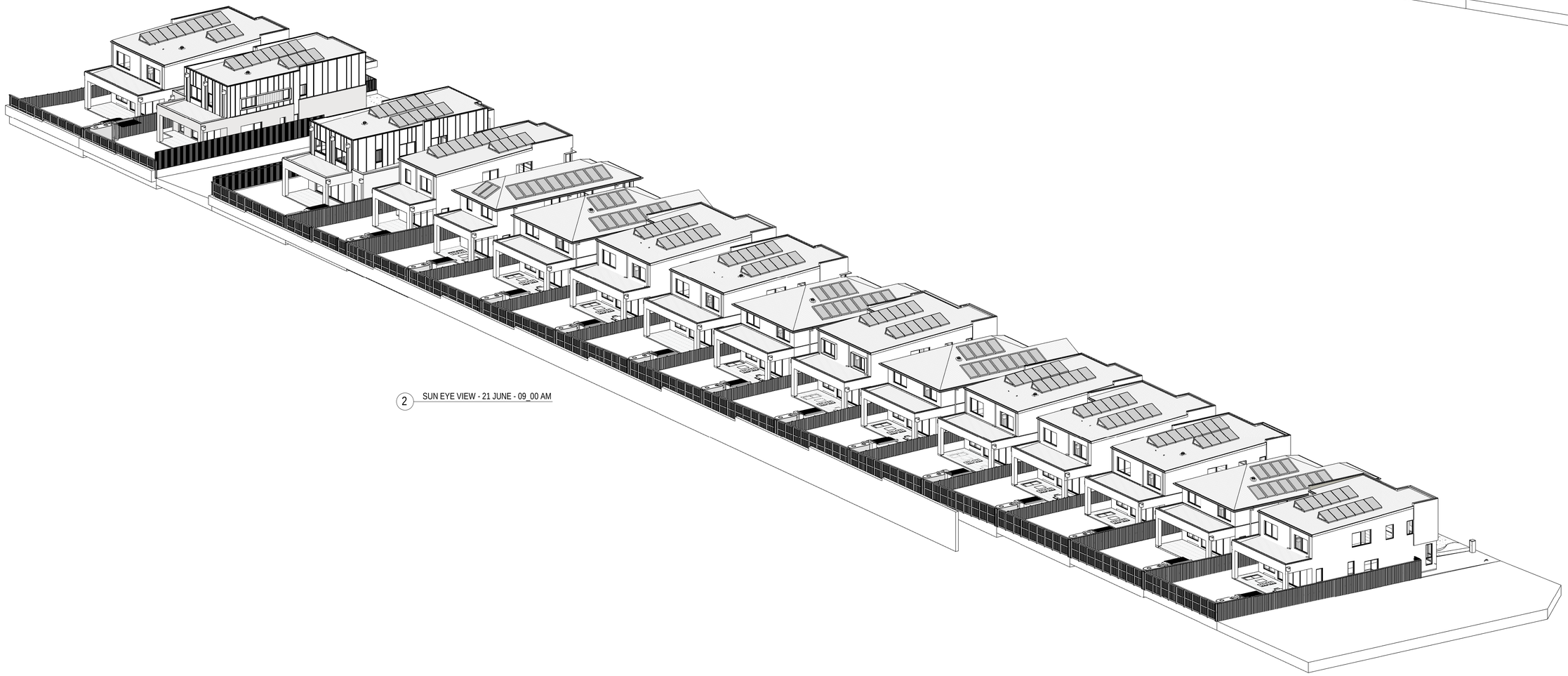

2 SUN EYE VIEW - 21 JUNE - 09_00 AM

Certificate No. #HR-MUVPB0-18

Scan QR code or follow website link for rating details.

Assessor name	Stefanie Simpson
Accreditation No.	HERA 10035
Property Address	2 BULLECOURT AVENUE, MILPERRA, NSW, 2214

http://www.hero-software.com.au/pdf/HR-MUVPB0-18

date	rev	amendment
06.09.24	C	RE-ISSUE FOR CONSULTANTS
25.06.24	B	ISSUE FOR CONSULTANTS
10.04.24	A	ISSUE FOR REVIEW

MIRVAC DESIGN
architecture
interiors
interior design
graphic design

Level 28 265 George St
Sydney NSW 2000
T 02 9080 8000

Mirvac Design Pty Ltd.
ABN 78 003 359 313

Mirvac Design Nominated / Responsible Architects
Anita Verma Michael Wiener David Hirst Paramvung Siribandhit Andrew La
https://www.mirvacdesign.com/nominated-architects

client:

mirvac

project:

WSU - MILPERRA

2 Bullecourt Avenue, Milperra NSW 2214

Stage: 1 Site: 01 Lot: 1001-1016

title:

SUN EYE VIEWS - 21 JUNE 8AM/9AM

job no: MB-10197

drawing no: S1-01-DA410

scale @ A1 :

date: 06.09.24 rev: C

Copyright of the design and other information shown here is owned by Mirvac Design pty. ltd. Reproduction or use of the design by any party for any purpose is expressly forbidden without the written permission of Mirvac Design pty. ltd.

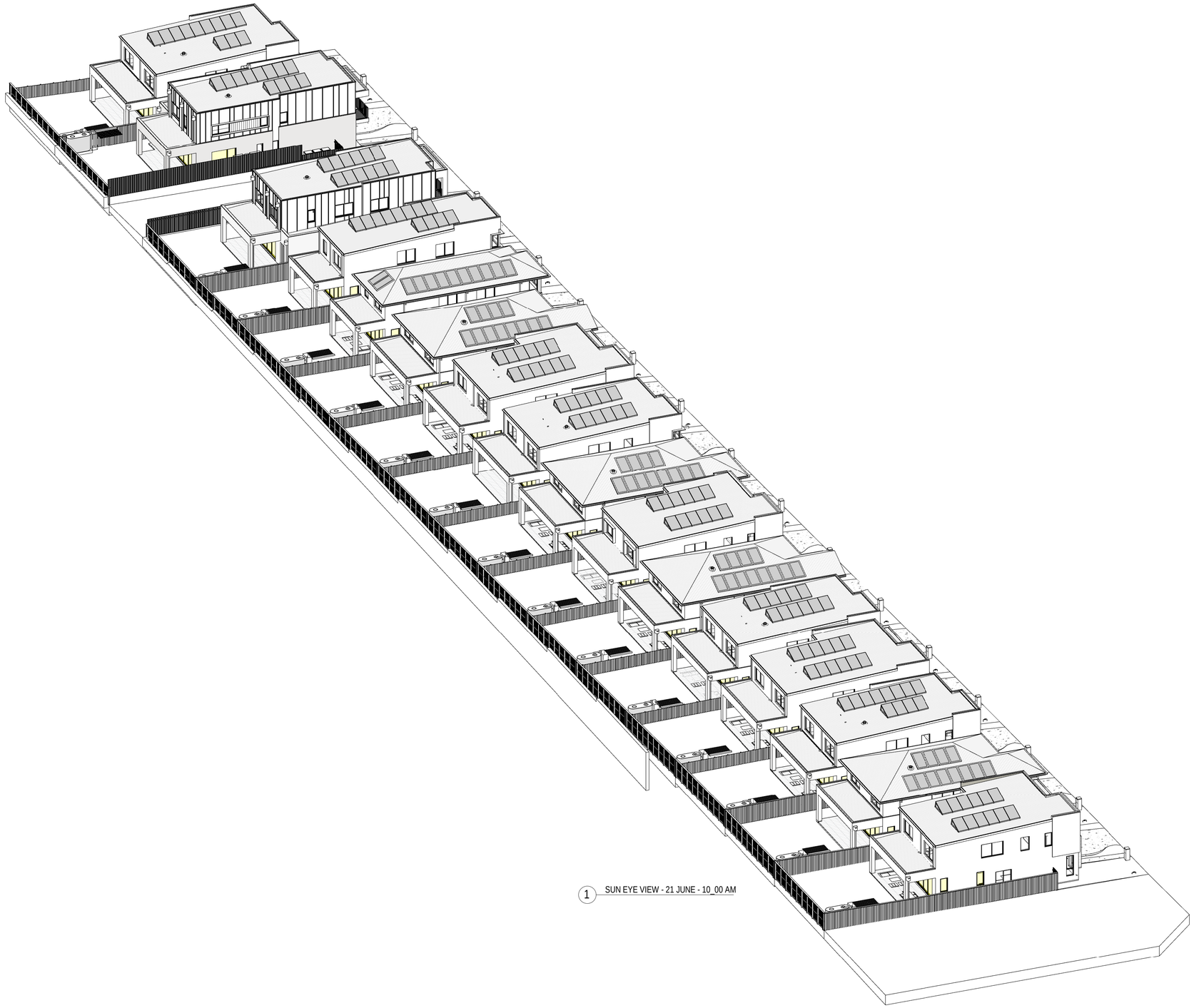

1 SUN EYE VIEW - 21 JUNE - 10_00 AM

Certificate No. #HR-MUVPB0-18

Scan QR code or follow website link for rating details..

Assessor name	Stefanie Simpson
Accreditation No.	HERA 10015
Property Address	2 BULLECOURT AVENUE, MILPERRA, NSW, 2214

http://www.hero-software.com.au/pdf/HR-MUVPB0-18

date	rev	amendment
06.09.24	C	RE-ISSUE FOR CONSULTANTS
25.06.24	B	ISSUE FOR CONSULTANTS
10.04.24	A	ISSUE FOR REVIEW

MIRVAC DESIGN
architecture
urban design
interior design
graphic design

Level 28 330 George St
Sydney NSW 2000
T 02 9080 8000

Mirvac Design Pty Ltd.
ABN 78 003 359 153

Mirvac Design Nominated / Responsible Architects
Anita Verma Michael Wiener David Hirst Paramvung Sinbandhit Andrew La
https://www.mirvacdesign.com/nominated-architects

client:

mirvac

project:

WSU - MILPERRA

2 Bullecourt Avenue, Milperra NSW 2214

Stage: 1 Site: 01 Lot: 1001-1016

title:

SUN EYE VIEWS - 21 JUNE 10AM

job no: MB-10197

drawing no: S1-01-DA411

scale @ A1 :

date: 06.09.24 rev: C

Copyright of the design and other information shown here is owned by Mirvac Design pty. ltd. Reproduction or use of the design by any party for any purpose is expressly forbidden without the written permission of Mirvac Design pty. ltd.

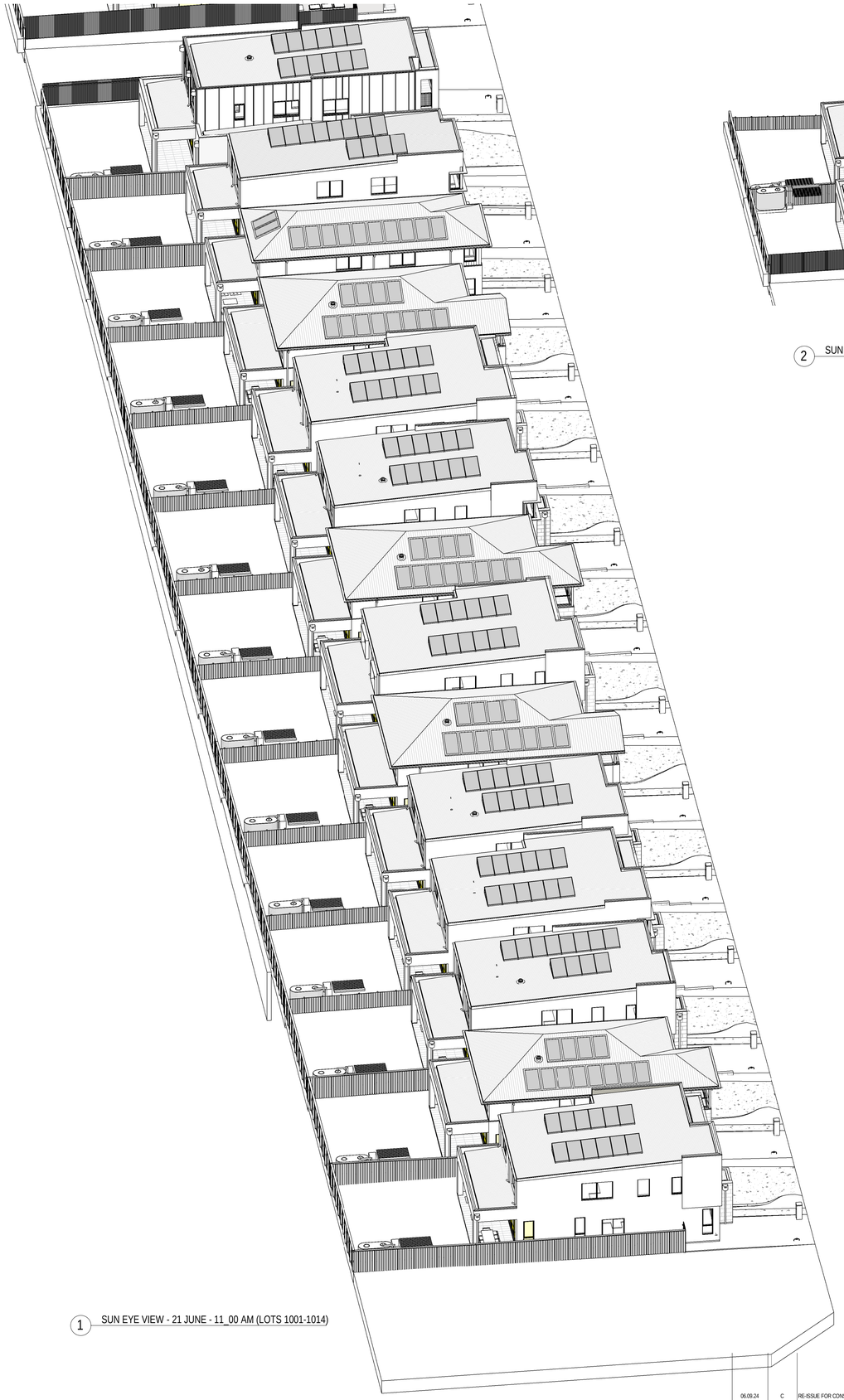

1 SUN EYE VIEW - 21 JUNE - 11_00 AM (LOTS 1001-1014)

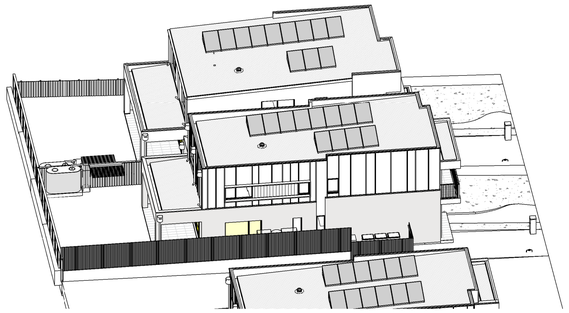

2 SUN EYE VIEW - 21 JUNE - 11_00 AM (LOTS 1015-1016)

Certificate No. #HR-MUVPB0-18

Scan QR code or follow website link for rating details.

Assessor name	Stefanie Simpson
Accreditation No.	HERA 10035
Property Address	2 BULLECOURT AVENUE, MILPERRA, NSW, 2214

http://www.hero-software.com.au/pdf/HR-MUVPB0-18

date	rev	amendment
06.09.24	C	RE-ISSUE FOR CONSULTANTS
25.06.24	B	ISSUE FOR CONSULTANTS
10.04.24	A	ISSUE FOR REVIEW

MIRVAC DESIGN
architecture
landscape
urban design
interior design
graphic design

Level 28 200 George St
Sydney NSW 2000
T 02 8080 8000

Mirvac Design Pty Ltd.
ABN 78 003 359 313

Mirvac Design Nominated / Responsible Architects
Anita Verma Michael Wiener David Hirst Paromvong Siribandhit Andrew La
https://www.mirvacdesign.com/nominated-architects

client:

mirvac

project:

WSU - MILPERRA

2 Bullecourt Avenue, Milperra NSW 2214

Stage: 1 Site: 01 Lot: 1001-1016

title:

SUN EYE VIEWS - 21 JUNE 11AM

job no: MB-10197

drawing no: S1-01-DA412

scale @ A1 :

date: 06.09.24 rev: C

Copyright of the design and other information shown here is owned by Mirvac Design pty. ltd. Reproduction or use of the design by any party for any purpose is expressly forbidden without the written permission of Mirvac Design pty. ltd.

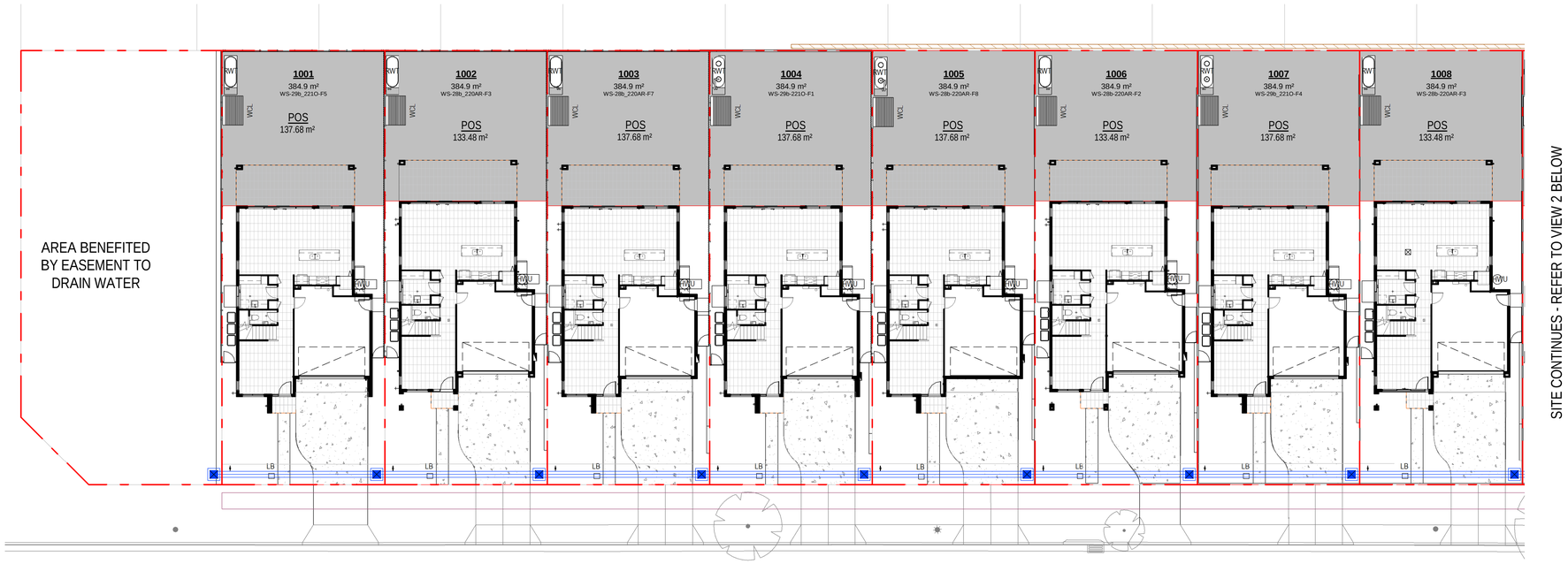

1 DA/TP - PRIVATE OPEN SPACE (LOTS 1001-1008)
1 : 200

ASHFORD AVENUE

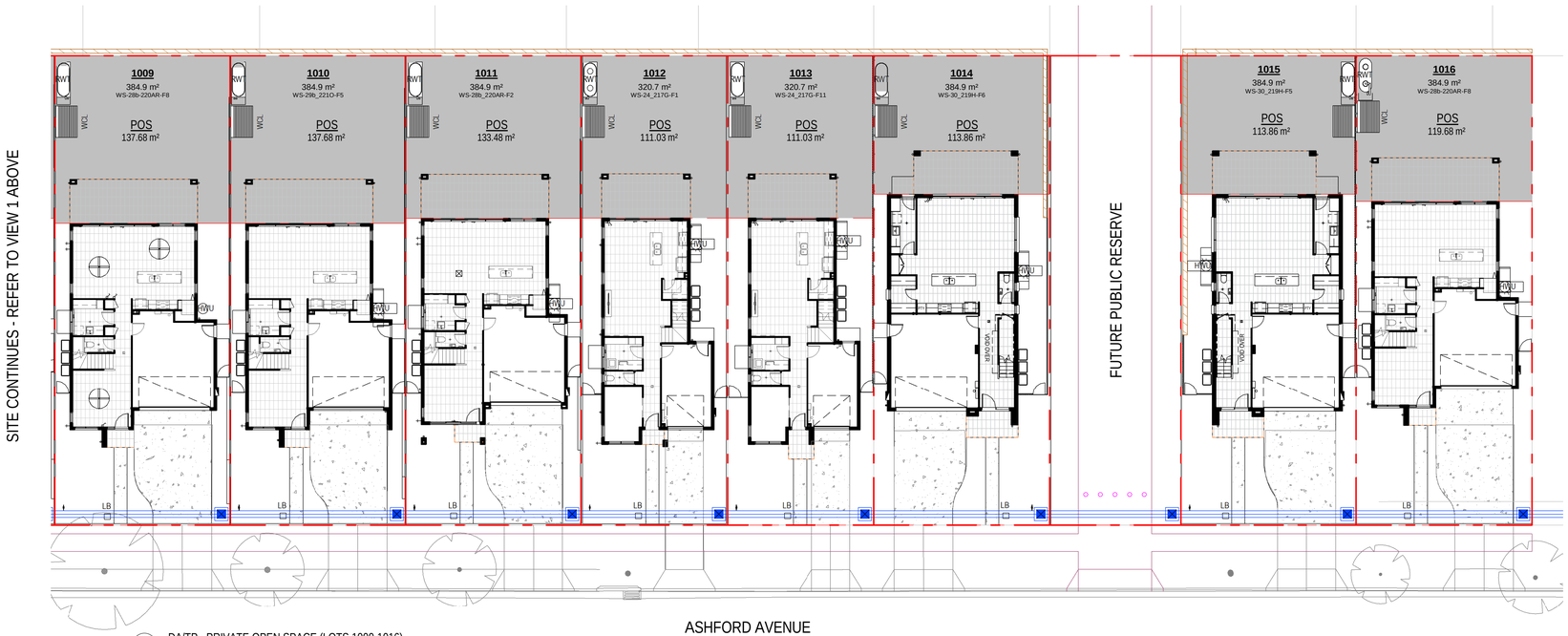

2 DA/TP - PRIVATE OPEN SPACE (LOTS 1009-1016)
1 : 200

ASHFORD AVENUE

LANDSCAPED AREA SCHEDULE				
Lot Number	Lot_Area	Soft Landscape Area	Landscaped Area Provided (%)	Complies
1001	384.90 m²	184.66 m²	47.98%	Yes
1002	384.90 m²	183.09 m²	47.57%	Yes
1003	384.90 m²	185.10 m²	48.09%	Yes
1004	384.90 m²	185.22 m²	48.12%	Yes
1005	384.90 m²	185.00 m²	48.06%	Yes
1006	384.90 m²	184.83 m²	48.02%	Yes
1007	384.90 m²	185.19 m²	48.11%	Yes
1008	384.90 m²	183.18 m²	47.59%	Yes
1009	384.90 m²	185.08 m²	48.09%	Yes
1010	384.90 m²	184.71 m²	47.99%	Yes
1011	384.90 m²	183.30 m²	47.62%	Yes
1012	320.70 m²	175.67 m²	54.78%	Yes
1013	320.70 m²	175.08 m²	54.59%	Yes
1014	384.90 m²	180.98 m²	47.02%	Yes
1015	384.90 m²	180.94 m²	47.01%	Yes
1016	384.90 m²	175.80 m²	45.67%	Yes

FRONT LANDSCAPED AREA SCHEDULE				
Lot Number	Frontyard Area	Landscaped Frontyard Area	Landscaped Frontyard (min 40%)	Complies (min 40%)
1001	82.45 m²	38.95 m²	47.24%	Yes
1002	87.77 m²	42.41 m²	48.32%	Yes
1003	83.99 m²	40.60 m²	48.34%	Yes
1004	82.47 m²	39.21 m²	47.55%	Yes
1005	84.01 m²	40.49 m²	48.20%	Yes
1006	87.87 m²	44.31 m²	50.42%	Yes
1007	84.21 m²	40.80 m²	48.46%	Yes
1008	87.78 m²	42.51 m²	48.42%	Yes
1009	84.01 m²	40.59 m²	48.31%	Yes
1010	82.46 m²	39.00 m²	47.30%	Yes
1011	87.87 m²	42.33 m²	48.17%	Yes
1012	59.18 m²	37.37 m²	63.15%	Yes
1013	57.30 m²	36.70 m²	64.05%	Yes
1014	84.95 m²	43.61 m²	51.33%	Yes
1015	84.95 m²	43.66 m²	51.39%	Yes
1016	102.02 m²	49.31 m²	48.33%	Yes

POS AREA SCHEDULE	
Lot No	POS
1001	137.7 m²
1002	133.5 m²
1003	137.7 m²
1004	137.7 m²
1005	137.7 m²
1006	133.5 m²
1007	137.7 m²
1008	133.5 m²
1009	137.7 m²
1010	137.7 m²
1011	133.5 m²
1012	111.0 m²
1013	111.0 m²
1014	113.9 m²
1015	113.9 m²
1016	119.7 m²

Certificate No. #HR-MUVPB0-18
Scan QR code or follow website link for rating details.
Assessor name: Stefanie Simpson
Accreditation No.: HERA 10035
Property Address: 2 BULLECOURT AVENUE, MILPERRA, NSW, 2214
http://www.hero-software.com.au/pdf/HR-MUVPB0-18

date	rev	amendment
06.09.24	C	RE-ISSUE FOR CONSULTANTS
25.06.24	B	ISSUE FOR CONSULTANTS
10.04.24	A	ISSUE FOR REVIEW

MIRVAC DESIGN
architecture
urban design
interior design
graphic design
Level 28 200 George St
Sydney NSW 2000
T 02 8080 8000
Mirvac Design Pty Ltd.
ABN 78 003 359 313
Mirvac Design Nominated / Responsible Architects
Anita Verma Michael Wiener David Hirst Paramvong Sirisandhi Andrew La
https://www.mirvacdesign.com/nominated-architects

client: mirvac

project:
WSU - MILPERRA
2 Bullecourt Avenue, Milperra NSW 2214
Stage: 1 Site: 01 Lot: 1001-1016

title:
AREA PLAN - PRIVATE OPEN SPACE AND PERMEABLE AREA

job no: MB-10197
drawing no: S1-01-DA420
scale @ A1 : 1 : 200
date: 06.09.24 rev: C

Copyright of the design and other information shown here is owned by Mirvac Design pty. ltd. Reproduction or use of the design by any party for any purpose is expressly forbidden without the written permission of Mirvac Design pty. ltd.

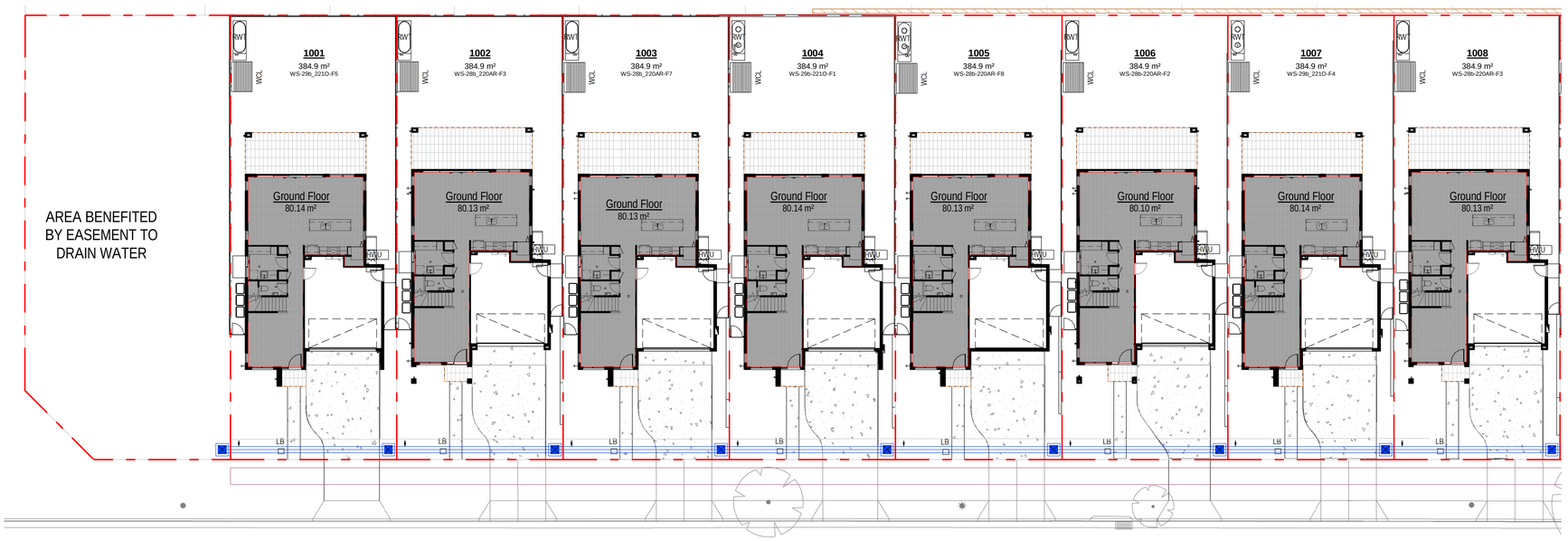

1 GFA AREAS - GROUND FLOOR (LOTS 1001-1008)
1 : 200

ASHFORD AVENUE

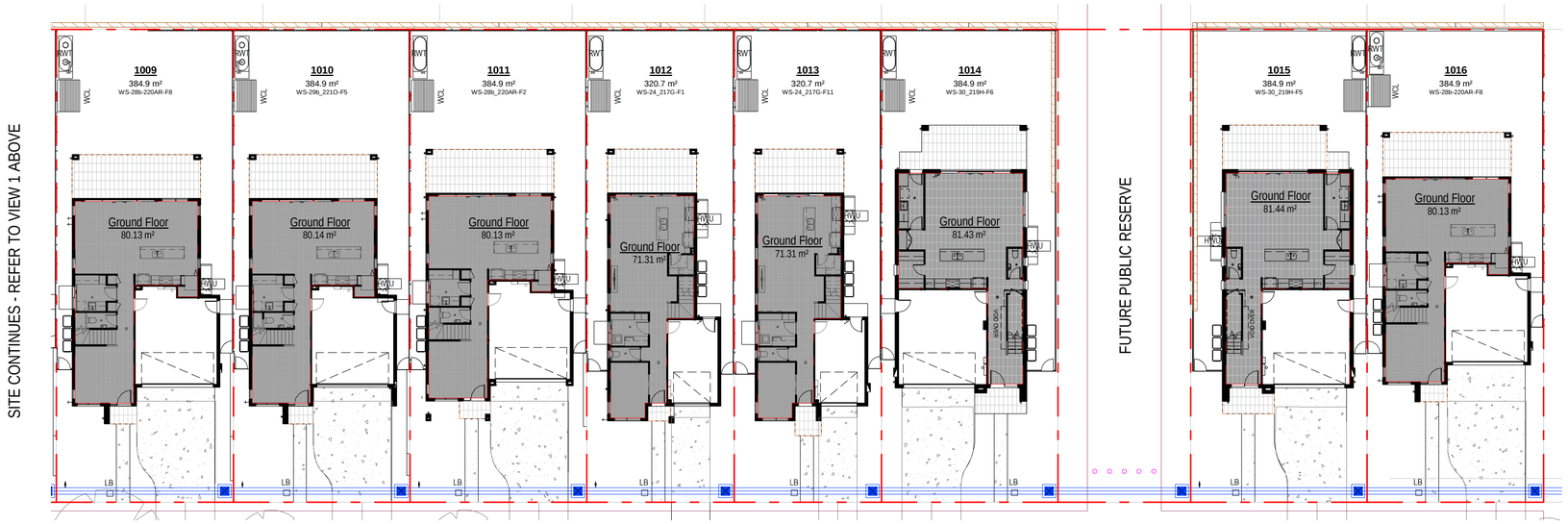

2 GFA AREAS - GROUND FLOOR (LOTS 1009 -1016)
1 : 200

ASHFORD AVENUE

SITE FSR			
Lot No	Gross floor area	Lot_Area	FSR
1001	189.7 m²	384.9 m²	49.28%
1002	183.0 m²	384.9 m²	47.54%
1003	184.4 m²	384.9 m²	47.91%
1004	189.4 m²	384.9 m²	49.22%
1005	184.3 m²	384.9 m²	47.88%
1006	182.9 m²	384.9 m²	47.53%
1007	190.6 m²	384.9 m²	49.51%
1008	183.0 m²	384.9 m²	47.54%
1009	184.3 m²	384.9 m²	47.88%
1010	189.4 m²	384.9 m²	49.22%
1011	183.0 m²	384.9 m²	47.54%
1012	148.5 m²	320.7 m²	46.31%
1013	148.5 m²	320.7 m²	46.31%
1014	177.0 m²	384.9 m²	45.98%
1015	177.0 m²	384.9 m²	45.98%
1016	184.3 m²	384.9 m²	47.88%

Site - GFA schedule for FSR calc.		
Lot No.	Name	Area*
1001	Ground Floor	80.1 m²
1001	First Floor	109.5 m²
		189.7 m²
1002	Ground Floor	80.1 m²
1002	First Floor	102.9 m²
		183.0 m²
1003	Ground Floor	80.1 m²
1003	First Floor	104.3 m²
		184.4 m²
1004	Ground Floor	80.1 m²
1004	First Floor	109.3 m²
		189.4 m²
1005	Ground Floor	80.1 m²
1005	First Floor	104.2 m²
		184.3 m²
1006	Ground Floor	80.1 m²
1006	First Floor	102.8 m²
		182.9 m²
1007	Ground Floor	80.1 m²
1007	First Floor	110.4 m²
		190.6 m²
1008	Ground Floor	80.1 m²
1008	First Floor	102.8 m²
		183.0 m²
1009	Ground Floor	80.1 m²
1009	First Floor	104.1 m²
		184.3 m²
1010	Ground Floor	80.1 m²
1010	First Floor	109.3 m²
		189.4 m²
1011	Ground Floor	80.1 m²
1011	First Floor	102.8 m²
		183.0 m²
1012	Ground Floor	71.3 m²
1012	First Floor	77.2 m²
		148.5 m²
1013	Ground Floor	71.3 m²
1013	First Floor	77.2 m²
		148.5 m²
1014	Ground Floor	81.4 m²
1014	First Floor	95.6 m²
		177.0 m²
1015	Ground Floor	81.4 m²
1015	First Floor	95.6 m²
		177.0 m²
1016	Ground Floor	80.1 m²
1016	First Floor	104.2 m²
		184.3 m²
Grand total		2879.3 m²

Certificate No. #HR-MUVPB0-18
Scan QR code or follow website link for rating details.
Assessor name: Stefanie Simpson
Accreditation No.: HERA 10035
Property Address: 2 BULLECOURT AVENUE, MILPERRA, NSW, 2214
http://www.hero-software.com.au/pdf/HR-MUVPB0-18

date	rev	amendment
06.09.24	C	RE-ISSUE FOR CONSULTANTS
25.06.24	B	ISSUE FOR CONSULTANTS
10.04.24	A	ISSUE FOR REVIEW

MIRVAC DESIGN
Level 28 200 George St
Sydney NSW 2000
T 02 9080 8000
Mirvac Design Pty Ltd.
ABN 78 003 359 153
Mirvac Design Nominated / Responsible Architects
Anita Verma Michael Wenner David Hirst Paramvong Sirisandhi Andrew La
https://www.mirvacdesign.com/nominated-architects

client: mirvac

project: WSU - MILPERRA
2 Bullecourt Avenue, Milperra NSW 2214
Stage: 1 Site: 01 Lot: 1001-1016

title: GFA AREA PLANS - GROUND FLOOR

job no: MB-10197
drawing no: S1-01-DA421
scale @ A1 : 1 : 200
date: 06.09.24 rev: C

Copyright of the design and other information shown here is owned by Mirvac Design pty. ltd. Reproduction or use of the design by any party for any purpose is expressly forbidden without the written permission of Mirvac Design pty. ltd.

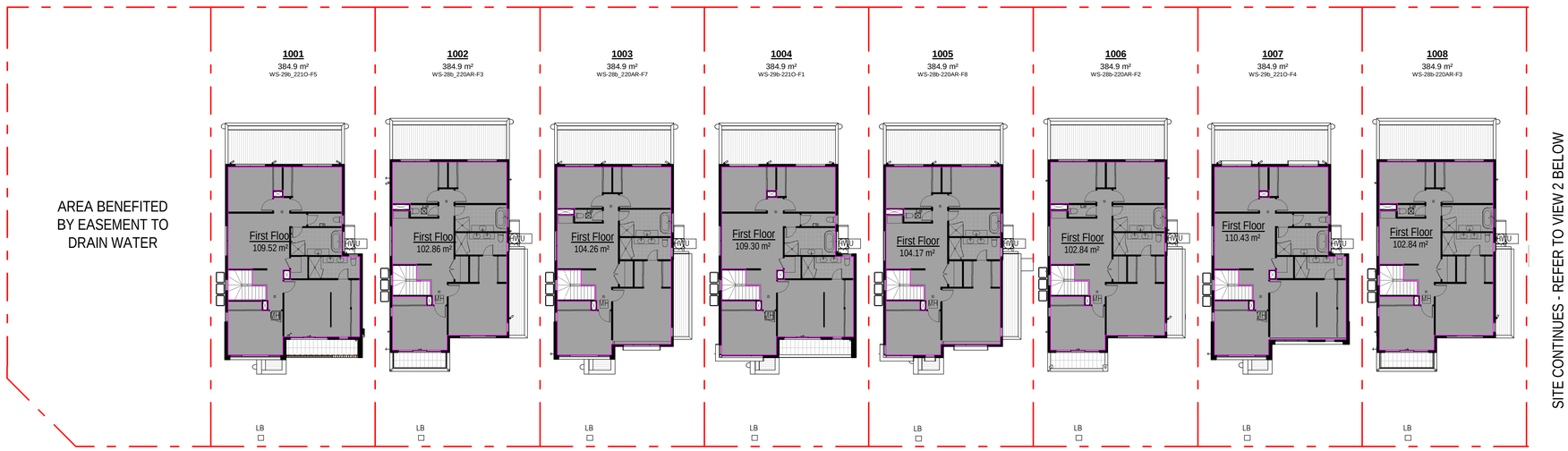

1 GFA AREAS - FIRST FLOOR (LOTS 1001-1008)

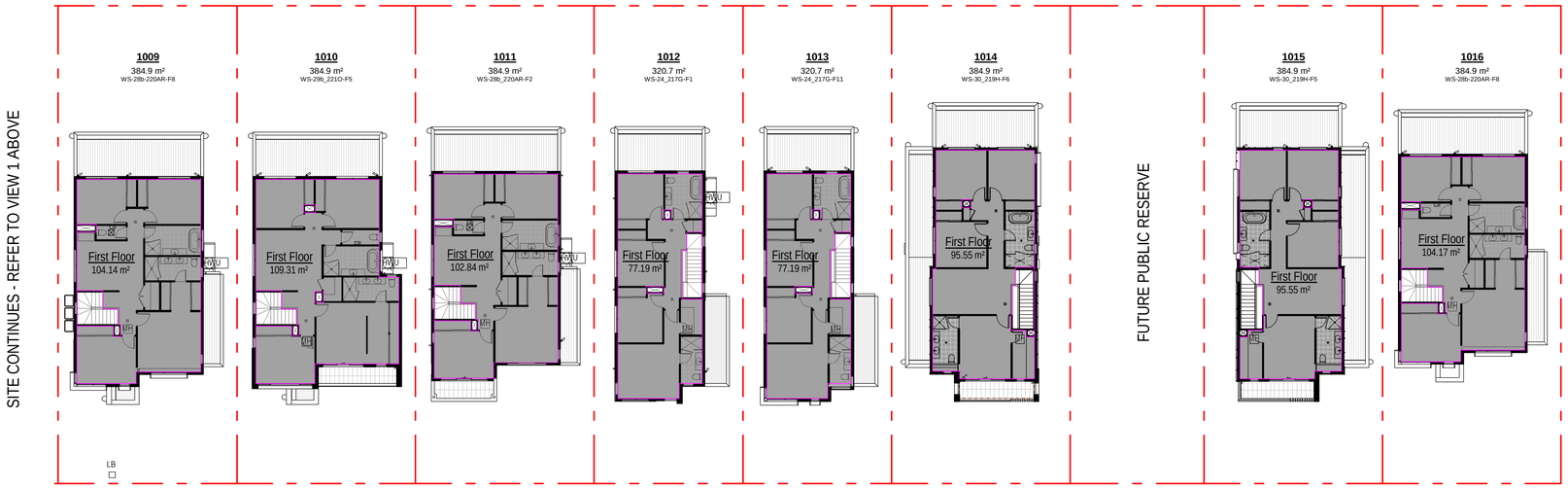

2 GFA AREAS - FIRST FLOOR (LOTS 1009 -1016)

SITE FSR			
Lot No	Gross floor area	Lot_Area	FSR
1001	189.7 m²	384.9 m²	49.28%
1002	183.0 m²	384.9 m²	47.54%
1003	184.4 m²	384.9 m²	47.91%
1004	189.4 m²	384.9 m²	49.22%
1005	184.3 m²	384.9 m²	47.88%
1006	182.9 m²	384.9 m²	47.53%
1007	190.6 m²	384.9 m²	49.51%
1008	183.0 m²	384.9 m²	47.54%
1009	184.3 m²	384.9 m²	47.88%
1010	189.4 m²	384.9 m²	49.22%
1011	183.0 m²	384.9 m²	47.54%
1012	148.5 m²	320.7 m²	46.31%
1013	148.5 m²	320.7 m²	46.31%
1014	177.0 m²	384.9 m²	45.98%
1015	177.0 m²	384.9 m²	45.98%
1016	184.3 m²	384.9 m²	47.88%

Site - GFA schedule for FSR calc.		
Lot No.	Name	Area*
1001	Ground Floor	80.1 m²
1001	First Floor	109.5 m²
		189.7 m²
1002	Ground Floor	80.1 m²
1002	First Floor	102.9 m²
		183.0 m²
1003	Ground Floor	80.1 m²
1003	First Floor	104.3 m²
		184.4 m²
1004	Ground Floor	80.1 m²
1004	First Floor	109.3 m²
		189.4 m²
1005	Ground Floor	80.1 m²
1005	First Floor	104.2 m²
		184.3 m²
1006	Ground Floor	80.1 m²
1006	First Floor	102.8 m²
		182.9 m²
1007	Ground Floor	80.1 m²
1007	First Floor	110.4 m²
		190.6 m²
1008	Ground Floor	80.1 m²
1008	First Floor	102.8 m²
		183.0 m²
1009	Ground Floor	80.1 m²
1009	First Floor	104.1 m²
		184.3 m²
1010	Ground Floor	80.1 m²
1010	First Floor	109.3 m²
		189.4 m²
1011	Ground Floor	80.1 m²
1011	First Floor	102.8 m²
		183.0 m²
1012	Ground Floor	71.3 m²
1012	First Floor	77.2 m²
		148.5 m²
1013	Ground Floor	71.3 m²
1013	First Floor	77.2 m²
		148.5 m²
1014	Ground Floor	81.4 m²
1014	First Floor	95.6 m²
		177.0 m²
1015	Ground Floor	81.4 m²
1015	First Floor	95.6 m²
		177.0 m²
1016	Ground Floor	80.1 m²
1016	First Floor	104.2 m²
		184.3 m²
Grand total		2879.3 m²

Certificate No. #HR-MUVPB0-18
Scan QR code or follow website link for rating details.
Assessor name: Stefanie Simpson
Accreditation No.: HERA 10035
Property Address: 2 BULLECOURT AVENUE, MILPERRA, NSW, 2214
http://www.hero-software.com.au/pdf/HR-MUVPB0-18

date	rev	amendment
06.09.24	C	RE-ISSUE FOR CONSULTANTS
25.06.24	B	ISSUE FOR CONSULTANTS
10.04.24	A	ISSUE FOR REVIEW

MIRVAC DESIGN
architecture
urban design
interior design
graphic design
Level 28 200 George St
Sydney NSW 2000
T 02 9080 8000
Mirvac Design Pty Ltd.
ABN 78 003 359 153
Mirvac Design Nominated / Responsible Architects
Anita Verma Michael Wenner David Hirst Paramvoraj Sirisandhi Andrew La
https://www.mirvacdesign.com/nominated-architects

client: mirvac

project: WSU - MILPERRA
2 Bullecourt Avenue, Milperra NSW 2214
Stage: 1 Site: 01 Lot: 1001-1016

title: GFA AREA PLANS - FIRST FLOOR

job no: MB-10197
drawing no: S1-01-DA422
scale @ A1 : 1 : 200
date: 06.09.24 rev: C

Copyright of the design and other information shown here is owned by Mirvac Design pty. ltd. Reproduction or use of the design by any party for any purpose is expressly forbidden without the written permission of Mirvac Design pty. ltd.

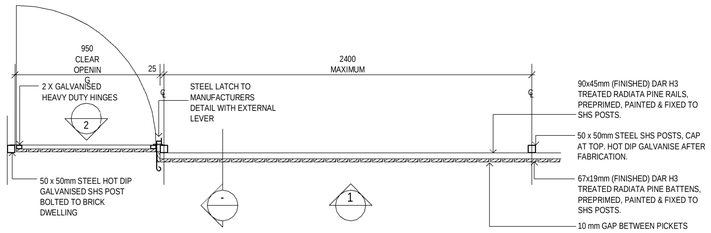

1 VERTICAL TIMBER BATTEN FENCE DETAILS
- PLAN
SCALE : 1:20

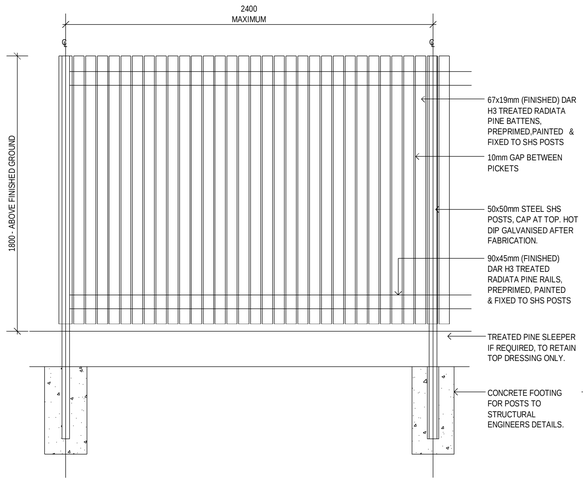

2 VERTICAL TIMBER BATTEN FENCE DETAILS
- ELEVATION 1
SCALE 1:20

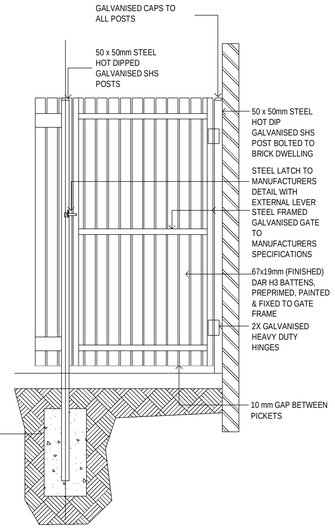

3 VERTICAL TIMBER BATTEN FENCE DETAILS
- ELEVATION 2
SCALE 1:20

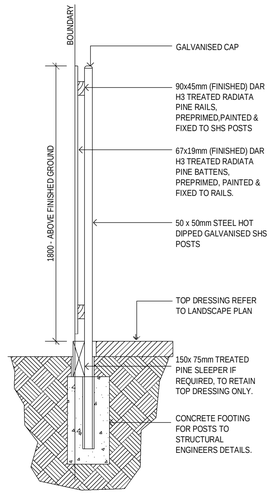

4 VERTICAL TIMBER BATTEN FENCE DETAILS
- SECTION
SCALE 1:20

Certificate No. #HR-MUVPB0-18
Scan QR code or follow website link for rating details.
Assessor name : Stefanie Simpson
Accreditation No. : HERA 10035
Property Address : 2 BULLECOURT AVENUE, MILPERRA, NSW, 2214
http://www.hero-software.com.au/pdf/HR-MUVPB0-18

date	rev	amendment
06.09.24	C	RE-ISSUE FOR CONSULTANTS
25.06.24	B	ISSUE FOR CONSULTANTS
10.04.24	A	ISSUE FOR REVIEW

MIRVAC DESIGN
architecture
interiors
urban design
landscape
graphic design
Level 28 200 George St
Sydney NSW 2000
T 02 8080 8000
Mirvac Design Pty Ltd.
ABN 78 003 359 313
Mirvac Design Nominated / Responsible Architects
Anita Verma Michael Wiener David Hirst Paromvong Sirisandhi Andrew La
https://www.mirvacdesign.com/nominated-architects

client:
mirvac

project:
WSU - MILPERRA
2 Bullecourt Avenue, Milperra NSW 2214
Stage: 1 Site: 01 Lot: 1001-1016

title:
GENERAL CONSTRUCTION DETAILS

job no: MB-10197
drawing no: S1-01-DA800
scale @ A1 : 1 : 20
date: 06.09.24 rev: C

Copyright of the design and other information shown here is owned by Mirvac Design pty. ltd. Reproduction or use of the design by any party for any purpose is expressly forbidden without the written permission of Mirvac Design pty. ltd.